

City of Detroit
Michael E. Duggan, Mayor



2018-2019

**Consolidated Annual Performance & Evaluation
Report (CAPER)**

Donald Rencher, Director
Housing & Revitalization Department
2 Woodward Avenue, Suite 908
Detroit, MI 48226



**The Flats at
Modern City**

CR-05 - Goals and Outcomes

Progress the jurisdiction has made in carrying out its strategic plan and its action plan. 91.520(a)

This could be an overview that includes major initiatives and highlights that were proposed and executed throughout the program year.

The City of Detroit is progressing in carrying out its 5-year Consolidated Plan strategy and is implementing action plan projects that support it. For an example, the Blight removal and Demolition strategy, although the focus was shifted towards using CDBG funds for commercial structures, and abandoned public schools, however, other city (non-federal) funding sources will be used for residential properties.

The Department was granted approval to extend housing affordability with existing HOME developers and borrowers. Some of these projects were nearing the end of their respective affordability periods, and are no longer able to keep pace with increasing overhead costs to make required repairs. Through efforts of a new Affordable Housing Strategy Plan, the City of Detroit will play a key role in its ability to retain existing residents, attract new residents, and preserve affordable housing in City's new affordable housing strategy plan. Also, through negotiated partial loan payoffs and loan modifications, the City was able to keep these projects on-going to completion.

This year the City continues to implement its major housing rehabilitation programs throughout the city using a loan program and grants to stabilized neighborhoods. Although Federal funding cannot sustain the great need for city residents, the city has added its general funding to support the single-family rehabilitation housing program primarily for seniors and the disabled. Throughout the year, several new initiatives such as the auction of publicly-owned residential properties, sale of vacant lots, aggressive code enforcement and an expansive demolition effort also helped stabilize neighborhoods.

In partnership with the Detroit Economic Development Corporation, the City's Economic business development will continue efforts in supporting businesses through the Motor City Match/Restore program. This program has celebrated over four years of help for new or expanding Detroit neighborhood businesses, leveraging over \$27 million in total new neighborhood business investments including nearly \$1 million in our Neighborhood Revitalization Stabilization Areas (NRSA). In all, 916 entrepreneurs have received some form of assistance and 79% are minority owned, 69% are women-owned businesses.

Under the Grow Detroit's Young Talent (GDYT), Detroit Employment Solutions Corporation (DESC) has leveraged over \$3 million in funding and provided over 1,500 youth job placement and training services. This program will continue to help our youth with job training and experience in

the work place. The program also includes 12 hours of pre-work readiness training and 24 hours of ongoing training, which includes financial literacy. Through partnerships with community-based and faith-based organizations, foundations and many others, DESC provided employers with access to the broadest talent pool in Detroit jobseekers with the widest range of job-related services. The City has invested \$4.5 million on the Summer Youth Jobs training program in partnership with private businesses and nonprofit organizations. The program is designed to help employ youth in the City’s NRSA areas. The activity will not affect the 15 percent cap on public services because of the NRSA designation. CDBG funds and the City’s General funds were leveraged with a corporate match.

The CDBG-DDR funds is over 70% complete with the anticipation of being completed by the end of the year. This includes the completion of several projects such as O'Shea Park Redevelopment and Solar Array, Jefferson Chalmers Stormwater Management, Jos Compau Greenway, and the Rogell Golf Course green stormwater infrastructure.

Comparison of the proposed versus actual outcomes for each outcome measure submitted with the consolidated plan and explain, if applicable, why progress was not made toward meeting goals and objectives. 91.520(g)

Categories, priority levels, funding sources and amounts, outcomes/objectives, goal outcome indicators, units of measure, targets, actual outcomes/outputs, and percentage completed for each of the grantee’s program year goals.

Goal	Category	Source / Amount	Indicator	Unit of Measure	Expected – Strategic Plan	Actual – Strategic Plan	Percent Complete	Expected – Program Year	Actual – Program Year	Percent Complete
Affordable Housing	Affordable Housing	CDBG: \$409419 / HOME: \$	Rental units constructed	Household Housing Unit	325	0	0.00%	27	0	0.00%

Affordable Housing	Affordable Housing	CDBG: \$409419 / HOME: \$	Rental units rehabilitated	Household Housing Unit	800	15080	1,885.00%	86	170	197.67%
Affordable Housing	Affordable Housing	CDBG: \$409419 / HOME: \$	Other	Other	10	0	0.00%			
Blight removal and demolition	Demolition	CDBG: \$	Buildings Demolished	Buildings	50000	296	0.59%	75	37	49.33%
CDBG Declared Disaster Recovery Grant	Infrastructure, economic development, demolition and other activities to	CDBG- Declared Disaster Recovery Grant: \$	Public Facility or Infrastructure Activities other than Low/Moderate Income Housing Benefit	Persons Assisted	50000	13510	27.02%	0	13510	
CDBG Declared Disaster Recovery Grant	Infrastructure, economic development, demolition and other activities to	CDBG- Declared Disaster Recovery Grant: \$	Buildings Demolished	Buildings	120	0	0.00%			
Econ Dev (Commercial Rehab)	Non-Housing Community Development	CDBG: \$	Businesses assisted	Businesses Assisted	150	2	1.33%			

Econ Dev (Creation of Jobs/Small Businesses)	Non-Housing Community Development	CDBG: \$	Public service activities other than Low/Moderate Income Housing Benefit	Persons Assisted	0	0		500	0	0.00%
Econ Dev (Creation of Jobs/Small Businesses)	Non-Housing Community Development	CDBG: \$	Businesses assisted	Businesses Assisted	225	310	137.78%	45	263	584.44%
Help those with special needs (non- homeless)	Non-Homeless Special Needs	CDBG: \$ / HOPWA: \$	Tenant-based rental assistance / Rapid Rehousing	Households Assisted	950	613	64.53%	190	233	122.63%
Help those with special needs (non- homeless)	Non-Homeless Special Needs	CDBG: \$ / HOPWA: \$	HIV/AIDS Housing Operations	Household Housing Unit	200	72	36.00%	20	38	190.00%
Public Facilities and Improvements	Non-Housing Community Development	CDBG: \$	Public Facility or Infrastructure Activities other than Low/Moderate Income Housing Benefit	Persons Assisted	0	815135		0	815135	
Public Facilities and Improvements	Non-Housing Community Development	CDBG: \$	Other	Other	75	0	0.00%	6	0	0.00%

Public Services Activities for Citizens of Detroit	Public Service	CDBG: \$	Public service activities other than Low/Moderate Income Housing Benefit	Persons Assisted	258055	5635	2.18%	19777	5635	28.49%
Reduce homeless citizens in City of Detroit	Homeless	CDBG: \$ / ESG: \$	Public Facility or Infrastructure Activities other than Low/Moderate Income Housing Benefit	Persons Assisted	0	77		0	97	
Reduce homeless citizens in City of Detroit	Homeless	CDBG: \$ / ESG: \$	Public service activities other than Low/Moderate Income Housing Benefit	Persons Assisted	0	3558		0	3558	
Reduce homeless citizens in City of Detroit	Homeless	CDBG: \$ / ESG: \$	Public service activities for Low/Moderate Income Housing Benefit	Households Assisted	0	133		0	133	
Reduce homeless citizens in City of Detroit	Homeless	CDBG: \$ / ESG: \$	Direct Financial Assistance to Homebuyers	Households Assisted	0	133		0	133	
Reduce homeless citizens in City of Detroit	Homeless	CDBG: \$ / ESG: \$	Tenant-based rental assistance / Rapid Rehousing	Households Assisted	8650	1420	16.42%	610	156	25.57%

Reduce homeless citizens in City of Detroit	Homeless	CDBG: \$ / ESG: \$	Homeless Person Overnight Shelter	Persons Assisted	3600	2534	70.39%	0	534	
Reduce homeless citizens in City of Detroit	Homeless	CDBG: \$ / ESG: \$	Overnight/Emergency Shelter/Transitional Housing Beds added	Beds	1205	982	81.49%	0	262	
Reduce homeless citizens in City of Detroit	Homeless	CDBG: \$ / ESG: \$	Homelessness Prevention	Persons Assisted	8155	7145	87.61%			
Reduce homeless citizens in City of Detroit	Homeless	CDBG: \$ / ESG: \$	Other	Other	1000	0	0.00%			
Rehabilitation of Existing Housing Units	Affordable Housing rehabilitation of existing housing units	CDBG: \$	Homeowner Housing Rehabilitated	Household Housing Unit	2040	6	0.29%	145	479	330.34%
Section 108 Repayment	Non-Housing Community Development	CDBG: \$	Businesses assisted	Businesses Assisted	16	0	0.00%			
Section 108 Repayment	Non-Housing Community Development	CDBG: \$	Other	Other	0	23		11	12	109.09%

Sustain Infrastructure and Public Improvements	Non-Housing Community Development	CDBG: \$	Public Facility or Infrastructure Activities other than Low/Moderate Income Housing Benefit	Persons Assisted	2	0	0.00%			
Sustain Infrastructure and Public Improvements	Non-Housing Community Development	CDBG: \$	Other	Other	25	0	0.00%			

Table 1 - Accomplishments – Program Year & Strategic Plan to Date

Assess how the jurisdiction’s use of funds, particularly CDBG, addresses the priorities and specific objectives identified in the plan, giving special attention to the highest priority activities identified.

The Community Development Block Grant (CDBG) program is a principal revenue source for the City to address the needs of low, and low-moderate income citizens and neighborhoods. Our Five Year Goals for housing and housing rehab, public services, and development activities (including public facility rehabilitation, and economic development) were designed to address the overwhelming need in the City of Detroit. While we remain optimistic, the goals set in 2015-2019 require resetting. In many instances the needs within the City of Detroit are far greater than the available resources. Our overall priority, this past year, was to help low and moderate income Detroiters access housing, rehab housing public service and the economic opportunities afforded to all citizens country wide. The following are the priority categories funding objectives:

- Due to the overwhelming demand and while having the oldest stock of housing in the country, it is necessary to provide greater attention to housing rehabilitation as our highest priority. These housing priorities includes 0% interest loan including our NRSA designation targeted areas, Emergency Home Repair for Seniors and Conventional Home Repair.
- Demolition is also a high priority, however, the city will focus on using CDBG funds on large commercial buildings and will demolish

residential structures by using our General Fund dollars and other non CDBG Funds.

- Economic Development priorities include: Direct financial assistance for small businesses, technical assistance, and other economic development activities to businesses from our Motor City Match/Restore programs.
- Public Service priorities include the following services: Homeless, disabled, transportation, substance abuse, employment and training (including the 5 NRSA's), elderly, health and youth education.
- Public Facility Rehabilitation priorities include: Neighborhood facilities, park/recreation, youth, senior and health facilities.
- Infrastructure priorities include: increase community resiliency through improved public infrastructure, with a focus on flood mitigation and improved public greenways for existing paths through parks in areas in the city (CDBG-DDR).

CR-10 - Racial and Ethnic composition of families assisted

Describe the families assisted (including the racial and ethnic status of families assisted).

91.520(a)

Table 2 – Table of assistance to racial and ethnic populations by source of funds (see CR-10 Attachment)

Narrative

In 2018, activities implemented with CDBG, HOME, ESG and HOPWA funds benefited a total of 93,272 individuals. The majority of CDBG clients accessing services are Black or African American at 60,299 individuals and next are White at 9,205 individuals. The majority of HOPWA clients accessing services are Black or African American at 460 individuals and remaining are White at 40 individuals. The majority of ESG clients accessing services are Black or African American at 12,028 individuals and White at 1,006 individuals. The majority of HOME clients accessing services are Black or African American at 12 individuals and remaining are White at 3 individuals (see the attached table for the racial break-down).

CR-10 Racial and Ethnic composition of families assisted – 91.520(a)

	CDBG	HOME	ESG	HOPWA
Race:				
White	9,205	3	1,006	40
Black or African American	60,299	12	12,028	460
Asian	483		18	
American Indian or American Native	107		40	
Native Hawaiian or Other Pacific Islander	45		34	
American Indian/Alaskan Native & White	19			
Asian & White	27			
Black/African American & White	2,357			3
American Indian/Alaskan Native & Black/African American	117			
Other multi-racial	6,767		197	5
Total	79,426	15	13,323	508
Ethnicity:				
Hispanic	7,746			15
Not Hispanic				

Narrative:

CR-15 - Resources and Investments 91.520(a)

Identify the resources made available

Source of Funds	Source	Resources Made Available	Amount Expended During Program Year
CDBG	public - federal	34,379,413	37,459,875
HOME	public - federal	7,243,157	4,353,986
HOPWA	public - federal	2,723,332	2,616,692
ESG	public - federal	2,816,974	3,401,913
Other	public - federal		

Table 3 - Resources Made Available

Narrative

The 2018-2019 CDBG allocation was **\$34,379,413**. The amount expended was **\$37,459,875** for the fiscal year of 2018-2019. The expended amount includes prior year awards as well, to expedite spending to meet the annual 1.5 spending requirement. **\$37,152,808.17**.

The 2018-2019 HOME allocation was **\$7,243,157**. The amount expended for 2018-2019 was **\$4,353,986**. The 2018-2019 expenditure includes prior year awards for multi-year HOME projects.

The 2018-2019 ESG allocation was **\$2,816,974**. The amount expended for 2018-2019 was **\$3,401,913.75**.

The 2018-2019 HOPWA allocation was **\$2,723,332**. The amount expended for 2018-2019 was **\$2,616,692**. HOPWA expenditures are slightly lower than the actual allocation due to the implementation of the City's new financial system.

Identify the geographic distribution and location of investments

Target Area	Planned Percentage of Allocation	Actual Percentage of Allocation	Narrative Description
City-Wide	85	89	City-Wide
NRSA Areas	14	5	The 5 NRSA's contains the most distressed residential neighborhoods in the City of Detroit. All areas
Slums and Blight Designation	1	6	HUD approved Slum and Blight Areas

Table 4 – Identify the geographic distribution and location of investments

Narrative

The Housing & Revitalization Department plays a vital role in pursuing and supporting neighborhood investment. Through Neighborhood Revitalization Strategy Areas (NRSA), the City of Detroit uses CDBG funds to address economic development and housing needs in designated neighborhoods. The City of Detroit NRSA plan seeks to focus investment in five areas, leveraging partnerships to implement initiatives around five goals: 1) stabilize neighborhoods; 2) support small businesses; 3) create jobs; 4) create summer youth employment; and 5) build wealth. The following is a description of the five NRSA within the City of Detroit:

NRSA 1 - Located between Jefferson Avenue and the Detroit River on the far-east side of Detroit. NRSA1 have a large number of vacant housing and vacant parcels that threatens stability. This NRSA have neighborhoods such as West Village, Jefferson Village, Jefferson-Chalmers and Marina district. **NRSA 2** - Located on the City's Northeast side. NRSA2 have high levels of mortgage foreclosure that has led to an increase of abandonment and tax foreclosure. This NRSA have neighborhoods such as, Osborn, City Airport, Morning Side, Regent Park, East English Village, and East Warren Avenue commercial area. **NRSA 3** - Located in the Southwest Detroit target area. NRSA3 have a strong resident Hispanic community that is significantly investing in the housing market as well as the commercial district. The historic neighborhoods included in NRSA3 are Corktown, Hubbard Farms, and Woodbridge. Other neighbors are Springwells Village, and Mexicantown. The NRSA3 commercial districts include Vernor Highway and Michigan Avenue. **NRSA 4** - Located within several historic neighborhoods such as the Boston Edison District, New Center and Arden Park. It also have neighborhoods including Hope Village, Dexter-Linwood, and Northend that have high vacancy rates, a concentration of City owned properties and significant tax and mortgage foreclosures. NRSA4 contains commercial districts, such as, McNichols and New Center. The McNichols commercial corridor is characterized by low-density service related business. **NRSA 5** - Located on the Northwest side of Detroit. This NRSA includes areas surrounding the historic neighborhood of Grandmont-Rosedale, and Brightmoor neighborhood. There is a significant decline in population in the Brightmoor community. This NRSA area is surrounded by distressed housing markets with a considerable amount of publically-owned parcels and tax foreclosures.

(See NRSA attachment)

Slum and Blight Area: Zero Percent Home Repair Loan Program: The Detroit 0% Interest Home Repair Loan Program is designed to help homeowners address health and safety issues, complete home repairs or improvements, and eliminate blight. Low-moderate income Detroit homeowners can qualify based on income or if living in an eligible slum and blight, or NRSA designated area. The homeowners pay back only what they borrow.

Leveraging

Explain how federal funds leveraged additional resources (private, state and local funds), including a description of how matching requirements were satisfied, as well as how any publicly owned land or property located within the jurisdiction that were used to address the needs identified in the plan.

The following additional leveraging resources enables the City to complete projects that will revitalize neighborhoods, expand affordable housing opportunities, to improve community facilities and public services.

Lead Hazard Reduction Program - The Lead Hazard Reduction (LHR) program funds are used identify and remediate lead based paint hazards in privately owned rental or owner occupied housing. The LHR program is targeted to cities that have at least 3,500 pre-1940 occupied rental housing units. The Lead Hazard Reduction Program is required to provide a 100% funding match using the CDBG allocation.

Emergency Shelter Grant - The Emergency Shelter Grant (ESG) requires a match contribution in an amount that equals the amount of ESG funds provided by the Department of HUD. The FY 2018-2019 ESG match contribution of \$2,816,974 was matched with the Community Development Block Grant (CDBG) federal funds.

Low Income Housing Tax Credit Program (LIHTC): The LIHTC program is an investment program to increase and preserve affordable rental housing by providing tax incentives to investors to be used towards taxable income. The following 6 multi-family housing projects, that include HOME and CDBG funding, were awarded annual tax credits during FY 2018-2019: 7850 East Jefferson Phase 1, \$889,365, 51 LIHTC units; 7850 East Jefferson Phase 2, \$889,365, 51 LIHTC units; Beaubian, \$1,500,000, 48 LIHTC units; Milwaukee Junction Apartments, \$570,203, 20 LIHTC units; Peterboro Place Apartments II, \$592,063, 70 LIHTC units; REC Center, \$1,480,180, 42 LIHTC units.

Section 108 Loan Program: Section 108 is the loan guarantee provision of the Community Development Block Grant (CDBG) program. The Section 108 loan guarantee program allows local government to transform a small portion of their CDBG funds into federally guaranteed loans large enough to pursue transformational revitalization projects. During FY2018-2019, the City awarded HOME dollars into one project, Sugar Hill that also included a Section 108 loan.

Project Based Vouchers: During FY2018-2019, the City awarded or closed on funds allocated to 6 projects that included state and federal project based vouchers including 7850 E. Jefferson, COTS Peterboro, NSO Sanctuary, Marwood Apartments, Milwaukee Junction, and Northlawn Gardens.

HOME - The HOME program requires a 25% local match of funds that are expended on affordable housing. Currently, the City of Detroit does not have a matching requirement for the HOME program. For Fiscal Year 2018-2019, the City of Detroit met the HUD criteria for severe fiscal distress. The City of Detroit match requirement was reduced by 100%.

(Cont. from text box labeled Leveraging Continued)

Section 8 Housing Choice Voucher - The Housing Choice Voucher program is a federal program for assisting very low-income families, the elderly, and the disabled to afford decent, safe, and sanitary housing in the private market. Participants are able to find their own housing, including single-family homes, townhouses and apartments.

Historic Tax Credit - The Federal Historic Tax Credit incentives is available to stimulate private investment in the rehabilitation of historic structures. Historic property owners may receive a 20% tax credit that is available for properties rehabilitated for commercial, industrial, agricultural, or rental residential purposes, but it is not available for properties used exclusively as the owner private residence. During FY 2018-2019, the City awarded funds to Milwaukee Junction, which also included historic tax credit equity.

Motor City Match - Motor City Match is a unique partnership between the City of Detroit, the Detroit Economic Growth Corporation (DEGC), the Economic Development Corporation of the City of Detroit (EDC) and the U.S. Department of Housing and Urban Development (HUD). The Motor City Match connects new and expanding businesses with Detroit quality real estate opportunities. Business owners are able to renovate their space or open an additional location. From June 2015 to June 2019, the Motor City Match program leveraged a total of \$39.5 million in Detroit neighborhood commercial corridors.

(Cont. from text box labeled Publicly Owned Land and Property)

The publicly owned land and property located within the City of Detroit was used to address the needs of citizens by implementing the following programs: The Detroit Land Bank Authority Program (DLBA) maintains the City publicly-owned parcels and acquires foreclosures/abandoned properties and vacant lots. The DLBA has implemented the following program to address the needs of citizens: Residential Side Lot program (buy vacant lot next to your home); Occupied Buy Back program (foreclosure prevention); Rehabbed and Ready Program: Selected properties in the DLBA inventory are rehabbed prior to move-in; Own It Now program home sales start at \$1,000.00; Auctions and Discount purchase programs offered to City of Detroit employees, Detroit school educators and homebuyers who completes a

homebuyer counseling program. A Detroit Demolition Program was implemented to improve conditions for the people living in Detroit. The program objective is to eliminate blight, and remove commercial and housing properties that were not in use and had unlivable conditions. The demolition program targets all neighborhoods.

(Text Box labeled Match Contribution and Relocation and Real Property)

Currently, the City of Detroit does not have a matching requirement for HOME program. There were no relocation and real property acquisition activities for fiscal year 2018-2019.

Fiscal Year Summary – HOME Match	
1. Excess match from prior Federal fiscal year	0
2. Match contributed during current Federal fiscal year	0
3. Total match available for current Federal fiscal year (Line 1 plus Line 2)	0
4. Match liability for current Federal fiscal year	0
5. Excess match carried over to next Federal fiscal year (Line 3 minus Line 4)	0

Table 5 – Fiscal Year Summary - HOME Match Report

Match Contribution for the Federal Fiscal Year								
Project No. or Other ID	Date of Contribution	Cash (non-Federal sources)	Foregone Taxes, Fees, Charges	Appraised Land/Real Property	Required Infrastructure	Site Preparation, Construction Materials, Donated labor	Bond Financing	Total Match

Table 6 – Match Contribution for the Federal Fiscal Year

HOME MBE/WBE report

Program Income – Enter the program amounts for the reporting period				
Balance on hand at begin-ning of reporting period \$	Amount received during reporting period \$	Total amount expended during reporting period \$	Amount expended for TBRA \$	Balance on hand at end of reporting period \$
1,489,193	1,365,039	1,389,857	0	1,464,375

Table 7 – Program Income

Minority Business Enterprises and Women Business Enterprises – Indicate the number and dollar value of contracts for HOME projects completed during the reporting period						
	Total	Minority Business Enterprises				White Non-Hispanic
		Alaskan Native or American Indian	Asian or Pacific Islander	Black Non-Hispanic	Hispanic	
Contracts						
Dollar Amount	0	0	0	0	0	0
Number	0	0	0	0	0	0
Sub-Contracts						
Number	0	0	0	0	0	0
Dollar Amount	0	0	0	0	0	0
	Total	Women Business Enterprises	Male			
Contracts						
Dollar Amount	0	0	0			
Number	0	0	0			
Sub-Contracts						
Number	0	0	0			
Dollar Amount	0	0	0			

Table 8 - Minority Business and Women Business Enterprises

Minority Owners of Rental Property – Indicate the number of HOME assisted rental property owners and the total amount of HOME funds in these rental properties assisted						
	Total	Minority Property Owners				White Non-Hispanic
		Alaskan Native or American Indian	Asian or Pacific Islander	Black Non-Hispanic	Hispanic	
Number	7	0	0	1	0	6
Dollar Amount	7,115,026	0	0	839,000	0	6,276,026

Table 9 – Minority Owners of Rental Property

Relocation and Real Property Acquisition – Indicate the number of persons displaced, the cost of relocation payments, the number of parcels acquired, and the cost of acquisition						
Parcels Acquired		0		0		
Businesses Displaced		0		0		
Nonprofit Organizations Displaced		0		0		
Households Temporarily Relocated, not Displaced		0		0		
Households Displaced	Total	Minority Property Enterprises				White Non-Hispanic
		Alaskan Native or American Indian	Asian or Pacific Islander	Black Non-Hispanic	Hispanic	
Number	0	0	0	0	0	0
Cost	0	0	0	0	0	0

Table 10 – Relocation and Real Property Acquisition

CR-20 - Affordable Housing 91.520(b)

Evaluation of the jurisdiction's progress in providing affordable housing, including the number and types of families served, the number of extremely low-income, low-income, moderate-income, and middle-income persons served.

	One-Year Goal	Actual
Number of Homeless households to be provided affordable housing units	5,669	683
Number of Non-Homeless households to be provided affordable housing units	9,325	106
Number of Special-Needs households to be provided affordable housing units	1,310	64
Total	16,304	853

Table 11 – Number of Households

	One-Year Goal	Actual
Number of households supported through Rental Assistance	190	335
Number of households supported through The Production of New Units	50	0
Number of households supported through Rehab of Existing Units	351	649
Number of households supported through Acquisition of Existing Units	385	0
Total	976	984

Table 12 – Number of Households Supported

Discuss the difference between goals and outcomes and problems encountered in meeting these goals.

The City has actively pursued a number of different strategies to meet the one-year goals related to permanent supportive housing, new construction and rehabilitation efforts. Within the City's multi-family pipeline, four projects completed construction and fully leased up 200 affordable units in 2018. Three of the multifamily projects that included HOME dollars also leveraged rental assistance tools for

over 100 units. Although this number falls short of the original goal, the City has worked more closely in 2019 with the Detroit Housing Commission (DHC) and the Michigan State Housing Development Authority (MSHDA) to streamline processes and coordinate goals to better utilize rental assistance tools.

As noted in the above table, no new multi-family units were produced in 2018. Between construction prices rising and finite gap-financing resources available, new construction projects slated for completion in 2018 experienced delays. One way the City has addressed these challenges is through forming the Affordable Housing Leverage Fund (AHLF). The AHLF is a partnership between the City, MSDHA and a community development financial institution tasked with allocating philanthropic dollars. The partnership reaches across local, state, public and private entities to collectively solicit local development projects and assess their ability to support different financing products. Since this partnership was formed, a record number of projects received 9% Low Income Housing Tax Credits (LIHTC) in the city of Detroit for the April 2019 LIHTC round. The City has also revamped underwriting processes to create a more transparent, collaborative, and rigorous approach in identifying multi-family development projects that will maximize the use of HOME dollars. The City has also leveraged HOME and CDBG dollars in multi-family projects by providing awards that include a blend of financing with the City’s Affordable Housing Development Program (AHDP) dollars. With these efforts, three projects totaling 122 units are under construction with three new construction projects totally over 260 units slated to close on financing by the end of 2019.

Discuss how these outcomes will impact future annual action plans.

The City will continue to implement improvements, similar to those described above, to both preserve and increase the number of affordable, mixed-income and mixed-use multi-family projects. In addition to the AHLF, revamping underwriting processes, and leveraging local dollars, the City is also engaged in solidifying a contract to address preservation efforts across the city. The focus of these efforts will center on preserving the affordability of multi-family developments reaching the end of their affordability restrictions

Include the number of extremely low-income, low-income, and moderate-income persons served by each activity where information on income by family size is required to determine the eligibility of the activity.

Number of Households Served	CDBG Actual	HOME Actual
Extremely Low-income	87	258
Low-income	170	156
Moderate-income	130	3
Total	387	417

Table 13 – Number of Households Served

Narrative Information

The City of Detroit uses CDBG funding to provide home rehabilitation through the Emergency Home Repair, lead remediation and zero percent interest loan programs targeted in throughout the city and NRSA/Slums & Blight designated areas. Also, we exceeded our goal of rental assistance by serving an additional 145 households and serving 298 households for rehab of existing units.

Through this process we were able to serve 87 extremely low-income, 170 low-income and 130 moderate-income households. There were 92 households that were over the moderate-income guidelines. As noted above, the HOME Investment Partnership program provided affordable housing for over 400 persons in the city of Detroit with the largest portion qualifying as extremely low-income.

CR-25 - Homeless and Other Special Needs 91.220(d, e); 91.320(d, e); 91.520(c)

Evaluate the jurisdiction's progress in meeting its specific objectives for reducing and ending homelessness through:

Reaching out to homeless persons (especially unsheltered persons) and assessing their individual needs

The City of Detroit is a key partner on a citywide chronic homelessness initiative that has focused on expanding outreach efforts on homeless individuals who are unsheltered. Through our collaboration with the CoC, our community is currently preferencing chronically homeless, unsheltered households for permanent supportive housing. Over the course of calendar year 2018, 238 people were housed in permanent supportive housing, with a preference for those who are chronically homeless and unsheltered. Also in 2018, the CoC produced its first by name list of households who were experiencing chronic homelessness.

Addressing the emergency shelter and transitional housing needs of homeless persons

Through our support of a wide variety of shelter programs for single adults, young adults, victims of domestic violence and families, the City of Detroit aims to address the immediate service needs of those in crisis to ensure they are safely sheltered. In 2018, about 1700 of the 9300 households presenting for shelter were diverted to safe locations. When diversion is not an option, the immediate needs of shelter are addressed through our local coordinated assessment system, and households are routed to the appropriate shelter location.

Helping low-income individuals and families avoid becoming homeless, especially extremely low-income individuals and families and those who are: likely to become homeless after being discharged from publicly funded institutions and systems of care (such as health care facilities, mental health facilities, foster care and other youth facilities, and corrections programs and institutions); and, receiving assistance from public or private agencies that address housing, health, social services, employment, education, or youth needs

In a continued effort to reduce and end homelessness, the City of Detroit funds several subrecipients to do homelessness prevention activities including intervening on behalf of households facing eviction through the court system. Working through the Youth Taskforce established by Councilmember Mary Sheffield, the City of Detroit has been an active member in discussing how best to meet the needs of youth exiting foster care and other institutional settings. A youth focused Rapid Rehousing program began operating in the Detroit CoC recently to address the specific needs of youth, and our community submitted an application for the most recent Youth Demonstration Project application.

In addition, as it relates to coordinating discharge policies, the City of Detroit, is participating as a

member of the Detroit CoC in discussions in an attempt to improve coordination around discharges from hospital settings. This has included regular meetings with DMC and the DMC mental health crisis center, as well as Henry Ford Hospital. Over the past year, the Salvation Army has begun providing medical respite for patients at their Harbor Light facility that can help with individuals who don't need a hospital setting but are not suitable for shelter due to medical needs. Additionally, the COPE program funded by the Detroit Wayne Mental Health Authority provides temporary housing for those with mental health concerns who are being released from hospital settings.

The City of Detroit homelessness staff are part of a collaborative team working to better integrate housing and homelessness services into the workforce system, and workforce services into the homelessness system. The goal is to do cross system training with subrecipients and to increase the number of warm hand-offs between the systems. We hope to grow this effort in the coming year.

Helping homeless persons (especially chronically homeless individuals and families, families with children, veterans and their families, and unaccompanied youth) make the transition to permanent housing and independent living, including shortening the period of time that individuals and families experience homelessness, facilitating access for homeless individuals and families to affordable housing units, and preventing individuals and families who were recently homeless from becoming homeless again

Beginning with the City of Detroit's 2019-2020 NOFA, all programs have established performance metrics that we have created system-wide benchmarks for the coming year. In the attachment section of this report, please find the metrics we have established for each program type, as well as our three year implementation plan to move toward performance based contracting. These metric are focusing on improving outcomes, for all program funded through ESG.

The City of Detroit participates in the Built for Zero campaign to improve our community's response to Veteran homelessness in the hopes of ending Veteran homelessness in Detroit. Through this process we have improved our community's response to Veteran homelessness through the creation of policies and procedures on how Veterans are served, as well as the establishment of a high quality by name list of Veterans experiencing homelessness. We continue to monitor our progress through regular leadership team meetings and by name list meetings. There are currently approximately 250 Veterans experiencing homelessness in Detroit. In our continued effort of working on Veteran homelessness we deploy the following tools to address Veteran needs:

- Supportive Services for Veteran Families (SSVF): SSVF will provide both RRH and prevention assistance for veterans (both single veterans and families with Veteran head of households). RRH provides short- to medium-term rental assistance and services to quickly move people from a homeless situation back into housing. Prevention assistance provides assistance to persons at-risk of homelessness by using funds to pay rental or utility arrearages, or security deposits and limited rental assistance going forward for persons who need to move to a new housing unit.

There are currently three SSVF programs operating in Detroit.

- HUD-VASH: HUD-VASH is a permanent supportive housing program funded by both HUD and the Veterans Administration (VA). There are currently over 300 HUD-VASH vouchers in Detroit.
- Grant Per Diem Transitional Housing (GPDTH): GPDTH beds provide transitional housing assistance to veterans experiencing homelessness, the majority of whom are single males. The intent of the GPDTH programs is to move these individuals into permanent housing.

We are in regular contact with the Continuum of Care regarding our progress on HUD's system performance measures as well. We use this information as a way to check in on our progress and set performance goals. To effectively implement strategies and goals, the City of Detroit published a Policy Procedure manual with clear service and performance expectations for organizations in September 2018. The Policy Procedure manual was rolled out through trainings to our subrecipients, with representation being mandatory. The trainings focused on performance expectations, policy procedures, HUD regulatory requirements and record keeping.

CR-30 - Public Housing 91.220(h); 91.320(j)

Actions taken to address the needs of public housing

The Detroit Housing Commission (DHC) is the public housing agency for the City of Detroit. DHC administers approximately 6,200 Housing Choice Vouchers per year under the Housing Choice Voucher program and encourages homeownership opportunities. The DHC owns and operates 19 family and elderly public housing developments totaling approximately 3,500 units.

During 2018-2019 development continued at two (2) federally funded HOPE VI revitalization projects as discussed below:

1. **Woodbridge Estates:** DHC closed on the agreement to construct Phase IX. The developer has agreed to develop the site as a combination retail/rental phase, with retail spaces located on the first floor of a four-story building with 80 senior units. Construction began in early 2018 and will be completed in 2019.
2. **Gardenview Estates:** A financial closing on 97-units took place in June of 2017. Construction began in September of 2017 and was completed in December 2019. This is the last planned rental phase at Gardenview Estates.

Actions taken to encourage public housing residents to become more involved in management and participate in homeownership

During the year DHC continued to work with both Resident Advisory Boards (RAB) and the elected Resident Councils (RC) at each development. DHC staff also met regularly with RAB and RC groups. These forums allowed residents of public housing to provide DHC with input regarding public housing program management. Residents were also encouraged to participate in the annual plan process by attending numerous planning meetings and the public hearing.

DHC presented its draft annual action plan to the public in a meeting during January of 2019. DHC encouraged the public to comment on the draft throughout the 45-day comment period. At the conclusion of the comment period, DHC's Board of Commissioners also held a public hearing to seek feedback and input from the public. At the conclusion of the comment period and public hearing, DHC's Board of Commissioners finalized the plan. It was filed with HUD on April 19th, 2019.

The DHC has also partnered with several HUD certified non-profit organizations to assist with the preparation of residents to become home ownership ready. These programs and services include but are not limited to credit counseling, basic home maintenance, financial assistance and homebuyer education. Additionally, the DHC offers two homeownership programs exclusive to DHC residents.

Actions taken to provide assistance to troubled PHAs

The DHC has ranked as a High Performer for the past two years in the Housing Choice Voucher Program through HUD's SEMAP designation. The DHC is designated as a standard performer in Public Housing. DHC staff is diligently working towards achieving high performer status in Public Housing program.

CR-35 - Other Actions 91.220(j)-(k); 91.320(i)-(j)

Actions taken to remove or ameliorate the negative effects of public policies that serve as barriers to affordable housing such as land use controls, tax policies affecting land, zoning ordinances, building codes, fees and charges, growth limitations, and policies affecting the return on residential investment. 91.220 (j); 91.320 (i)

The City of Detroit continued to take actions to remove barriers to affordable housing as identified in the 2018 Multifamily Affordable Housing Strategy. This strategy articulated the goal of preserving 10,000 affordable housing units and building 2,000 affordable housing units by 2023 through a variety of policy and program actions. Actions taken during the 2018-2019 year include:

The City invested in programs and initiatives to increase access to financing, technical assistance, and publicly owned land for the purposes of preserving and developing affordable housing. The Affordable Housing Leverage Fund, Preservation Action Plan, and implementation of comprehensive neighborhood plans have been allocated public resources to collectively remove financial and local barriers to affordable housing development and preservation.

The City took action to clarify and streamline approval processes for developers of affordable housing pursuing a Payment in Lieu of Taxes (PILOT) to reduce property tax burden, including procuring a contractor to develop an online portal to obtain PILOT approval.

The City continued to implement the Inclusionary Housing Ordinance. The ordinance requires affordable units be provided within developments based on the depth of subsidy provided. The baseline standard is for 20% of all units be affordable for low-income renters earning up to 80% AMI with additional specifications for units serving households up to 60% and 50% of AMI. The ordinance also established the Affordable Housing Development and Preservation Fund. This fund will be used to provide housing opportunities for households earning up to 50% of AMI, but will be primarily targeted to households earning up to 30% of AMI.

The City extended eligibility period for the Neighborhood Enterprise Zone tax abatement, which reduces tax burden on housing for homeowners and multifamily housing developers and operators, and engaged in a planning process to redraw and expand Neighborhood Enterprise Zone districts based on changing market conditions.

Actions taken to address obstacles to meeting underserved needs. 91.220(k); 91.320(j)

The homeless population in general is underserved, as many experiencing homelessness may have co-occurring mental, physical or behavioral health issues that may make it difficult for them to fully advocate for the needs of their families. Through the use of the coordinated assessment system, or CAM, as it is known in Detroit, the VI-SPDAT is administered to all households experiencing homelessness. The use of this tool allow the community of providers to understand the level of

vulnerability those experiencing homelessness have and ensure that they get access to services that can assist them in reaching a level of stability. For individuals who do not present at shelters or other providers to seek assistance, the City of Detroit has enlisted several subgrantees to do homeless outreach to ensure we are reaching the most vulnerable residents experiencing homelessness. In addition, we have created a by name list of unsheltered individuals and families experiencing homelessness. This list helps to ensure a full linkage to services for those who may want to be involved in services initially. The coordination of outreach efforts and the establishment of a by name list led to a 30% reduction in unsheltered homelessness in Detroit between the 2017 and 2018 Point in Time Counts. In 2019, the Point in Time Count took place during the “polar vortex”, and as such, demonstrated a significant reduction in the unsheltered homelessness, but due to extreme conditions, we will use the annual HMIS and 2019 count to better understand the trend.

Additionally, the City of Detroit continues to invest in outreach and services to those at risk of tax foreclosure as well as a homelessness prevention for those facing a court ordered eviction. The goal of these services is early intervention to address the needs of residents in housing crisis without them ever having to experience homelessness.

Actions taken to reduce lead-based paint hazards. 91.220(k); 91.320(j)

The Housing & Revitalization Department (HRD), in partnership with the Detroit Health Department (HD) and Lead Safe Detroit and are continuing to take steps to address lead hazards in Detroit. Exposure to lead can cause lead poisoning which can cause irreversible health damage. Lead exposure/poisoning is particularly harmful to children under six years old. To respond to lead problems, HRD continues to administer and implement several programs including:

Lead Hazard Reduction Program: HRD applied for and received its fifth Lead Hazard Reduction Program grant in December of 2018 in the amount of \$4.1M. The program will conclude in September 2022 and reach 200 households. HRD also completed its 2014 Lead Hazard Reduction Program grant in October of 2018, serving 226 households throughout the period of performance. The goal of the grant is to reduce and/or eliminate lead hazards in owner-occupied and rental properties where a child under the age of six (6) or a pregnant woman resides. This is primarily done through property rehabilitation. The program gives priority to households with children who have elevated blood lead levels (EBLL). Rental property owners require work to be inspected by Buildings, Safety Engineering and Environmental Department (BSEED) before a lead clearance is issued. HRD applied and received the State of Michigan Health and Human Services (MDHHS) CHIP Lead Abatement funding for 2018 and 2019 and was awarded \$1.2M/annually that will serve another 40 units.

HRD provides a 100% funding match using its CDBG allocation. In addition to rehabilitation work, HRD also coordinates an educational and informational awareness campaign with various partners in an effort to provide preventive strategies and resources assistance. HRD completed and closed out 226 housing units by October 30, 2018. Projects began in July of 2015. During 2018-2019 program year, 30 homes were rehabilitated and cleared of lead hazards in the City of Detroit.

To respond to lead problems in Detroit, the Detroit Health Department (DHD) will continue to administer the Childhood **Lead Poisoning and Prevention Program (CLPPP)**. CLPPP's achievements includes the following: (1) Implemented comprehensive case management protocols for lead-burdened children to include home visits from advocates and public health nurses (2) Maintained a surveillance system for data accuracy (3) Distributed lead prevention education materials and provided presentations to community professionals and citizens (4) Developed a Memorandum of Understanding with the Housing and Revitalization Department to provide EBLL investigations and to facilitate the completion and submittal of grant applications to remediate the homes of lead-burdened children.

As of October 2017, All Rental properties in the City of Detroit must have a Lead Clearance, certifying that properties are lead-safe before they can be rented out. This provision holds landlords responsible for lead hazard in their properties. That ordinance was updated in October 2017 to increase enforcement around the legislation. Enforcement will be targeted city-wide, however special priority has been given to zip codes within the city that have higher rates of Elevated Blood Lead Levels (EBLLS). In March 2018, HRD partnered with multiple agencies including the Detroit Land Bank Authority, Detroit Building Authority, DHD and BSEED to form the first ever Detroit Lead Poisoning Prevention Task Force and create a formal strategy to address lead poisoning in the City of Detroit.

Actions taken to reduce the number of poverty-level families. 91.220(k); 91.320(j)

As noted in the 2015-2019 Consolidated Plan: housing, education, transportation, and job opportunities are important aspects of Detroit's anti-poverty strategy. These following anti-poverty factors are discussed: **Housing:** Affordable housing is key to an anti-poverty strategy. Detroit's low-income persons were aided by several grant programs. HOME and CDBG funds were used to build rental housing, help with down payment assistance and rehabilitate homes for low and moderate income persons/families. The City of Detroit used CDBG and ESG funds to prevent homelessness and assist those that are already homeless with shelter and supportive services. The City of Detroit also received HOPWA funding to address housing stability for those with an HIV/AIDS diagnosis. **Education:** Educational attainment is one key to bringing individuals out of poverty. There is a negative relationship between educational attainment and the jobless rate. One of goals of the Detroit Public School (DPS) is to create a high-demand, traditional public schools in every neighborhood while moving the district forward and eventually set it above all large urban school districts in the country. The DPS Community District approved a Community Education Commission, which will grade public schools and provide information to parents to help improve the district's overall performance. Additionally, the Detroit Promise Zone program will fund two years of community college for Detroit students who graduate from any school in the city. CDBG funding for educational programs continues to be a City priority. During the 2018-19 program year, the City of Detroit CDBG funds provided approximately \$1M for literacy, math, science, and job training programs. **Transportation:** Transportation to employment opportunities is important to combat the City's high jobless rate. The Detroit Department of Transportation (DDOT) operates 36 fixed transit routes in Detroit. Services operate 24 hours a day, 7-

days a week, with 85,000 rides provided on a typical weekday. Transportation priorities include: (1) Improved cross-town transportation and options to get from the city to surrounding suburbs. (2) Purchasing 20 new buses annually to improve the reliability of the fleet. (3) Ensuring special needs groups (blind, deaf, disabled, and seniors) access to reliable transportation. (4) Supporting the new Regional Transit Authority (RTA) in developing a master transit plan. **Employment:** A significant cause of poverty is the lack of employment opportunities. Detroit at Work is a single point of entry program for jobs and training opportunities within the City of Detroit. This program is a collaboration with the Detroit Employment Solutions Corporation (DESC), a non-profit agency dedicated to training and opportunities to match Detroiters to jobs. Some highlights of recent workforce initiatives includes: (1) a number of programs designed specifically to address particular populations such as veterans and newly released prisoners. (2) a Detroit Registered Apprentice Program (D-RAP); and (3) a Driver Responsibility Forgiveness fee that helps Detroiters get drivers licenses they lost back more quickly by participating in workforce training. Currently, the homelessness system is working closely with the Detroit at Work team to improve integration between the two systems, which includes data collection and cross-training. We hope to grow this relationship over the course of the next year. HRD continued providing its Summer Youth Employment Program. This program used CDBG funds for youth within the five designated NRSA areas. The program provides job training, skill building, and employment opportunities for at risk and low-income youth.

Actions taken to develop institutional structure. 91.220(k); 91.320(j)

The City of Detroit has taken the following actions to develop institutional structure:

The City of Detroit has developed its institutional structure by establishing partnerships with City departments, neighborhood organizations, private institutions, non-profit organizations and continuum of care providers. When implementing the plans and to help carry-out the objectives in the Consolidated

Plan and Annual Action Plan, the City continues to coordinate and collaborate with its partners. Included in the partnership structure are the expertise of contractors, service providers and others with the specialized knowledge needed to carry out programs and projects. The Consolidated Plan programs are usually accomplished through (carry out) the Housing and Revitalization Department, contracts with sub-recipients, Community Based Development Organizations (CBDO), HOME program developers, Community Housing Development Organizations (CHDOs) and other City departments.

The Housing & Revitalization Department (HRD) administers the CDBG, ESG, HOME and HOPWA entitlement grants. HRD are responsible for the following activities: community development, single

family rehabilitation, multi-family housing, public service, homeless public service, economic development, public facility rehabilitation, lead prevention, Section 108 loan and affordable housing. The program delivery of the funded activities are carried out through contracts by developers and nonprofit organizations.

The City's partners and their responsibilities in providing programs and services thru HUD's grant programs are the following:

The Planning & Development Department (PDD) is responsible for: Historic designation advisory, historic review clearances, planning studies, site plan review, city master plan, zoning district boundaries approvals, and development plans.

The Detroit Building Authority, Detroit Land Bank Authority, and the Department of Neighborhoods are responsible for: Demolition of residential and commercial building; and elimination of blight within the 7 districts in Detroit.

The City of Detroit, Health & Wellness Department grant funded programs and services are: The Housing Opportunities for Persons with AIDS (HOPWA) grant programs; and Tenant Based Rental Assistance (TBRA), Community Residential/Transitional, and Housing Supportive Services.

CLEAR Corps/Detroit, Health & Wellness Department, and Building Safety Engineering and Environmental Department (BSEED) collaborated efforts are through the following programs: Lead Prevention Program, Lead Safe Detroit, Lead Abatement Grant, Lead Education, Healthy Homes Detroit Program and lead hazard inspection for a rental property.

The HRD housing programs were collaborated with the Detroit Housing Commission (DHC). The DHC manages the following program: Section 8 Housing Choice Voucher and Low income public housing.

The HRD homeless programs were collaborated or carried out by a human service organization, Wayne

Metropolitan Community Action Agency (WMCAA) provided essential services, and community resources to low and moderate income individuals and families throughout all of Wayne County. The services include the following: housing placement, moving, utility assistance, health care, weatherization, transportation and food access.

The City of Detroit funds three (3) economic development activities through contracts. The economic development programs are: Motor City Match (business owner program), Summer Youth Employment and Zero Percent Home Repair Loan (homeowners program).

Actions taken to enhance coordination between public and private housing and social service agencies. 91.220(k); 91.320(j)

The City of Detroit is an active member of the Detroit Continuum of Care, which includes state and local level services organizations. In addition, the City participates on the CoC Housing Resource Committee which works to engage local landlords to expand access to services. We are also working with the

Michigan State Housing Development Authority and Detroit Housing Commission. Through the Continuum of Care, both housing authorities have pledged vouchers through their administrative plan specifically to residents of Detroit experiencing homelessness. In addition, the City of Detroit meets regularly with the Detroit Wayne Mental Health Authority to ensure the behavioral health needs of those experiencing homelessness are met. We also meet with the State of Michigan Department of Health and Human Service regularly to check in and align priorities.

Lastly, the City of Detroit Housing and Revitalization Department represents the city on the Wayne Metropolitan Community Action board. As a community action agency and the recipient of Detroit Community Service Block Grant funds, WMCA collaborates with the City to target community service block grant funds to address the unmet needs of Detroiters who are living in poverty, and helps the city leverage mainstream resources to ensure housing stability. This may include assistance with utilities, home repairs, weatherization, etc.

Housing (Detroit Housing Commission)

The Detroit Housing Commission has allocated 20% of the Housing Choice Voucher allocation toward Project Based Vouchers. This effort allows for long term (20) year contracts of affordability housing for persons at 50% AMI and below. A large percentage of this activity is for new affordable units. The Detroit Housing Commission has worked with HUD on sustaining affordable housing through Preservation/Opt-Out Voucher assistance associated with developments opting out of HUD contract programs.

The Detroit Housing Commission established a local preference for homelessness and transitional housing from a permanent supportive housing. This is a stand-alone waiting list for 200 tenant based.

Lead Prevention and Intervention Program

Detroit Housing Commission (DHC) has been working with HUD Office of Lead Hazard Control and Healthy Homes (OLHCHH), the Detroit Field Office and the Michigan Department of Health and Human Services (MDHHS) to establish a Data-Use Agreement (DUA) to allow all Public Housing Agencies (PHA's) to receive notification and personal data if a child under the age of 6 is identified with Elevated Blood Lead Level (EBLL) in and public or voucher subsidized property. This is the first step in an on-going process to identify lead-based paint and lead poisoning in HUD subsidized housing. DHC has also taken steps to identify and remove LBP, and assist those effected by LBP. DHC will continue to seek additional funding when available to address LBP. DHC also established a local preference for 10 tenant based vouchers for displaced families with children six (6) years of age or younger with EBLLs. DHC will now be establishing procedures to administer these vouchers.

HRD has added families receiving housing choice vouchers to its prioritization list when awarding funding through its HUD Lead Hazard Control Program grant as well as its MDHHS CHIP grant.

Identify actions taken to overcome the effects of any impediments identified in the jurisdictions analysis of impediments to fair housing choice. 91.520(a)

The Analysis of Impediments to Fair Housing is a requirement for CDBG program compliance. The purpose of the analysis is to determine the possible existence of impediments to fair housing choice based on race, religion, sex, color, national origin, disability, or familial status (protected-classes). The following impediments to fair housing choice exist in the City of Detroit: (1) Discrimination in housing: families with children, disability, and race are high; (2) Rental Market: single mothers not able to get rental housing (3) Home insurance discrimination: different rates offered between black and white testers in the Detroit area (4) Lack of education and awareness of Fair Housing (5) Partnerships to further fair housing and (6) Language barriers for non-English speaking population. The following are proactive actions taken to eliminate impediments to fair housing: The City has established a Civil Rights, Inclusion & Opportunity (CRIO) department. CRIO has partnered with the Fair Housing Center of Metropolitan Detroit (FHCMD) to resolve housing discrimination issues. The CRIO department receives, investigates and makes findings on discrimination complaints in the areas of employment, housing, education, public service, medical care facilities and public accommodations to any protected-class person who believes they have been discriminated against within the City of Detroit. A CDBG sub-grantee, Legal Aid and Defender, assist Detroit residents with language barriers for non-English speaking persons. Legal Aid and Defender support staff and attorneys speak Spanish, Arabic, Chaldean, and French. Handouts and materials are available in Spanish, Arabic and other languages. Legal Aid uses Language Line as a resource for translation services. A CDBG sub-grantee, Latin Americans for Social and Economic Development (LASED), serves the Latino population. LASED has partnered with the Michigan Department of Civil Rights (MDCR) to offer clients the option to file a discrimination complaint or ask questions. MDCR staff is on-site at LASED on the first Wednesday of every month. HRD continues to encourage training for department staff, developers and non-profit housing providers on fair housing concerns, by sending announcements on various fair housing trainings/meetings. On November 14, 2018 the HRD staff attended the 42nd Annual Board of Directors Meeting of FHCMD. The public meeting was held in Detroit, MI. Items on agenda: meeting minutes, board membership, organizational chart, financial report, and report of program activities. FHCMD purpose is to address fair housing issues in the metropolitan Detroit area. FHCMD seeks to assure equal access to housing without discrimination based on protected-classes. To promote awareness of Fair Housing, the HRD department observed the National Fair Housing Month of April (2019). National Fair Housing Month increases efforts to end housing discrimination and raises awareness of fair housing rights in communities across the country. Fair Housing Discrimination poster were posted in the City local and county government office building, at HRD office and non-profit agencies serving low-moderate income persons. On May 29, 2019 the HRD staff and developers attended the HUD Fair Housing Accessibility FIRST Design & Construction Training. Their mission is to promote compliance with the Fair Housing Act design and construction requirements. Sponsors were FHCMD, MDCR and Legal Services of Eastern Michigan. The training was

held in Detroit, MI. The City is committed to ensuring that quality housing is available and affordable for families of all incomes. The HRD website provides searches on finding affordable housing in Detroit, including what it means, and who is eligible. The recent projects of affordable housing development supported by the City are Treymore Apts, Casamira, and The Flats

CR-40 - Monitoring 91.220 and 91.230

Describe the standards and procedures used to monitor activities carried out in furtherance of the plan and used to ensure long-term compliance with requirements of the programs involved, including minority business outreach and the comprehensive planning requirements

See Attachment

Citizen Participation Plan 91.105(d); 91.115(d)

Describe the efforts to provide citizens with reasonable notice and an opportunity to comment on performance reports.

The Consolidated Annual Performance and Evaluation Report (CAPER) is the annual report provided to HUD describing the outcomes for federally funded CDBG, HOME, ESG and HOPWA grant programs.

To provide citizens with reasonable notice and the opportunity to comment on the CAPER report, a draft CAPER was made available for public review and comment. The review and comment period was September 10 - September 26, 2019, from 9:30 am to 4:00 pm in the offices of the Housing and Revitalization Department, 2 Woodward Ave., Ste. 908, Detroit, MI 48226. Citizens were invited to comment on the draft CAPER anytime during the review period--in person, by phone, or at the public hearing. The CAPER public hearing was held on Tuesday, September 24, 2019, from 3:00 pm to 6:00 pm in the offices of Housing and Revitalization Department. The following financial reports were available for public review:

1. PR03 – CDCG Activity Summary Report
2. PR10 - CDBG Housing Activities (Rehabilitation)
3. PR23 – Summary of Accomplishments Report
4. PR26 – Financial Summary Report
5. 2018-2019 draft Consolidated Annual Performance and Evaluation Report (CAPER)

All citizen's comments are summarized and included in the 2018-2019 CAPER. There were no comments received during the comment period.

CR-45 - CDBG 91.520(c)

Specify the nature of, and reasons for, any changes in the jurisdiction's program objectives and indications of how the jurisdiction would change its programs as a result of its experiences.

For fiscal year July 1, 2018 to June 30, 2019, there were no significant changes to the City of Detroit CDBG program objectives and activities. However, there were various amendments to fiscal year 2018-2019 Annual Action Plan for the CDBG program. These amendments has allowed the City to reach its 1.5 spending achievement by reprogramming unused CDBG funds and the defeasance Section 108 loan proceeds.

Does this Jurisdiction have any open Brownfields Economic Development Initiative (BEDI) grants?

No

[BEDI grantees] Describe accomplishments and program outcomes during the last year.

CR-50 - HOME 91.520(d)

Include the results of on-site inspections of affordable rental housing assisted under the program to determine compliance with housing codes and other applicable regulations

Please list those projects that should have been inspected on-site this program year based upon the schedule in §92.504(d). Indicate which of these were inspected and a summary of issues that were detected during the inspection. For those that were not inspected, please indicate the reason and how you will remedy the situation.

The Housing and Revitalization Department, with assistance from National Consulting Services, LLC (NCS), is actively conducting compliance on 113 projects that were financed with proceeds from the HOME Investment Partnerships Program and are still in their compliance period.

HRD has developed the following process to ensure inspections and compliance are met. This is monitored by HRD's Asset Manager and Construction Manager.

1. NCS sends a request to HRD of which projects needs a physical inspection completed.
2. HRD's Administrative Assistant engages the property manager of each project to schedule a date for inspection. Inspections for each project are typically scheduled prior to the anniversary date it was closed in IDIS.
3. HRD's Inspector conducts each site visit and reports their findings to NCS. NCS reviews each inspection, along with financial statements, rent rolls, tenant income information, and all other information pertinent to the subject property meeting compliance.
4. NCS sends a report to HRD of which projects are in compliance, which projects are out of compliance and what items need to be satisfied to get into compliance with the HOME Investment Partnerships Program.

HRD is continuously working to ensure current year's inspections are completed during the current year and previous years are completed over time (the next two reporting period). As of August 2019, inspections have been completed on 67 projects, consisting of over 2,900 units in total. Eight of the projects are in compliance, with 2 pending. One has satisfied the Compliance period requirements and no longer requires inspections. NCS and HRD are in the process of scheduling inspections for the remaining 46 projects. HRD and NCS do not actively perform compliance on projects that have passed their HOME affordability period. Please see the HOME Inspection Compliance Tracking report in the attachments.

NCS is under contract with the City of Detroit to continue providing compliance-related services to HRD through June 30, 2021.

Provide an assessment of the jurisdiction's affirmative marketing actions for HOME units.

92.351(b)

The City requires all HOME or CDBG funded developers to notify the Detroit Housing Commission first when any rental units are vacated and prior to filing those respective vacancies. The Department will be aggressively monitoring and enforcing this provision, currently contained in all of our rental development agreements, through our Contract Compliance Administrator. This function is also managed through the compliance monitoring contract with NCS.

The Department will also provide the notices to the newly formed Office of Immigrant Affairs. This Office is a gateway to facilitate access to housing resources for incoming immigrants and the greater immigrant community. The Office is also currently developing a strategy for refugee resettlement. HRD is starting to implement this process during the current program.

Refer to IDIS reports to describe the amount and use of program income for projects, including the number of projects and owner and tenant characteristics

The City of Detroit received \$1,365,039 from our HOME Loan borrowers during the 2018-2019 reporting period. None of this program income was used to fund hard and soft costs for multi-development projects during the reporting period. None of the program income generated in fiscal year 2018-2019 was used for project administration costs.

Describe other actions taken to foster and maintain affordable housing. 91.220(k) (STATES ONLY: Including the coordination of LIHTC with the development of affordable housing). 91.320(j)

The City of Detroit Housing and Revitalization Department hired an Asset Manager in November 2018 to actively monitor the HOME Loan portfolio. When appropriate, the Asset Manager works with borrowers to complete modifications of existing HOME Loans. During the 2018-2019 CAPER reporting period, 8 HOME Loans were amended. Two amendments resulted in the pay-off of two HOME Loans, generating \$1,305,714 in HOME program income. Other amendments resulted in the preservation of 40 affordable housing units. The Asset Manager is currently working on 4 HOME Loan modifications which are projected to result in the preservation of 225 affordable housing units during the 2019-2020 reporting period.

The preservation of affordable housing units and the program income generated from the HOME loan modifications do not include new HOME Loan awards. HRD issues an Affordable Housing Leverage Fund Notice of Funding Availability (NOFA) on an annual basis. Loan Proceeds and other resources are made available to qualified developers through the HOME Investment Partnership Program, Community Development Block Grant program, Affordable Housing Development Program, Detroit Housing Commission, Detroit LISC office and the Michigan State Housing Authority.

CR-55 - HOPWA 91.520(e)

Identify the number of individuals assisted and the types of assistance provided

Table for report on the one-year goals for the number of households provided housing through the use of HOPWA activities for: short-term rent, mortgage, and utility assistance payments to prevent homelessness of the individual or family; tenant-based rental assistance; and units provided in housing facilities developed, leased, or operated with HOPWA funds.

Number of Households Served Through:	One-year Goal	Actual
Short-term rent, mortgage, and utility assistance to prevent homelessness of the individual or family	0	0
Tenant-based rental assistance	210	233
Units provided in permanent housing facilities developed, leased, or operated with HOPWA funds	0	0
Units provided in transitional short-term housing facilities developed, leased, or operated with HOPWA funds	20	38

Table 14 – HOPWA Number of Households Served

Narrative

HOPWA was successful in addressing the housing needs for 233 families in the Tenant Based Program, and 38 in the two funded Transitional Housing agencies.

Many of the adjustments to the program were based on the service support needs of these clients in addressing their disabilities and housing in-stability. Assessments and goal setting measures were used to offer clients Life Skills to help them achieve housing stability. Identifying and addressing barriers and linking clients with appropriate services were priority areas that HOPWA focused on this fiscal year, and will continue into the next fiscal year.

CR-60 - ESG 91.520(g) (ESG Recipients only)

ESG Supplement to the CAPER in *e-snaps*

For Paperwork Reduction Act

1. Recipient Information—All Recipients Complete

Basic Grant Information

Recipient Name DETROIT
Organizational DUNS Number 006530661
EIN/TIN Number 386004606
Identify the Field Office DETROIT
Identify CoC(s) in which the recipient or subrecipient(s) will provide ESG assistance Detroit CoC

ESG Contact Name

Prefix Mr
First Name Donald
Middle Name 0
Last Name Rencher
Suffix 0
Title Director, HRD

ESG Contact Address

Street Address 1 2 Woodward Avenue,
Street Address 2 Suite 908
City Detroit
State MI
ZIP Code 48226-
Phone Number 3132246380
Extension 0
Fax Number 3132244579
Email Address DRencher@detroitmi.gov

ESG Secondary Contact

Prefix Ms
First Name Meghan
Last Name Takashima
Suffix 0
Title Supportive Housing Services Manager
Phone Number 3136280734
Extension 0
Email Address Takashimam@detroitmi.gov

2. Reporting Period—All Recipients Complete

Program Year Start Date 07/01/2018
Program Year End Date 06/30/2019

3a. Subrecipient Form – Complete one form for each subrecipient

Subrecipient or Contractor Name: DETROIT
City: DETROIT
State: MI
Zip Code: 48226,
DUNS Number: 006530661
Is subrecipient a victim services provider: N
Subrecipient Organization Type: Unit of Government
ESG Subgrant or Contract Award Amount: 352473.97

Subrecipient or Contractor Name: CASS COMMUNITY SOCIAL SERVICES
City: Detroit
State: MI
Zip Code: 48206, 1351
DUNS Number: 167525070
Is subrecipient a victim services provider: N
Subrecipient Organization Type: Other Non-Profit Organization
ESG Subgrant or Contract Award Amount: 200000

Subrecipient or Contractor Name: WAYNE COUNTY NEIGHBORHOOD LEGAL SERVICES
City: Detroit
State: MI
Zip Code: 48226, 3290
DUNS Number: 197862014
Is subrecipient a victim services provider: N
Subrecipient Organization Type: Other Non-Profit Organization
ESG Subgrant or Contract Award Amount: 200000

Subrecipient or Contractor Name: COALITION ON TEMPORARY SHELTERS
City: Detroit
State: MI
Zip Code: 48201, 2722
DUNS Number: 161078902
Is subrecipient a victim services provider: N
Subrecipient Organization Type: Other Non-Profit Organization
ESG Subgrant or Contract Award Amount: 150000

Subrecipient or Contractor Name: NEIGHBORHOOD SERVICES ORGANIZATION

City: Detroit

State: MI

Zip Code: 48226, 1400

DUNS Number: 043419399

Is subrecipient a victim services provider: N

Subrecipient Organization Type: Other Non-Profit Organization

ESG Subgrant or Contract Award Amount: 85000

Subrecipient or Contractor Name: SOUTHWEST COUNSELING SOLUTIONS

City: Detroit

State: MI

Zip Code: 48209, 2022

DUNS Number: 844806708

Is subrecipient a victim services provider: N

Subrecipient Organization Type: Other Non-Profit Organization

ESG Subgrant or Contract Award Amount: 125000

Subrecipient or Contractor Name: UNITED COMMUNITY HOUSING COALITION

City: Detroit

State: MI

Zip Code: 48226, 1408

DUNS Number: 051034718

Is subrecipient a victim services provider: N

Subrecipient Organization Type: Other Non-Profit Organization

ESG Subgrant or Contract Award Amount: 350000

Subrecipient or Contractor Name: YWCA INTERIM HOUSE

City: Detroit

State: MI

Zip Code: 48221, 0904

DUNS Number: 121516199

Is subrecipient a victim services provider: Y

Subrecipient Organization Type: Other Non-Profit Organization

ESG Subgrant or Contract Award Amount: 50000

Subrecipient or Contractor Name: OPERATION GET DOWN

City: Detroit

State: MI

Zip Code: 48213, 3112

DUNS Number: 106504459

Is subrecipient a victim services provider: N

Subrecipient Organization Type: Other Non-Profit Organization

ESG Subgrant or Contract Award Amount: 75000

Subrecipient or Contractor Name: THE SALVATION ARMY

City: Grand Rapids

State: MI

Zip Code: 49503, 3849

DUNS Number: 125624804

Is subrecipient a victim services provider: N

Subrecipient Organization Type: Other Non-Profit Organization

ESG Subgrant or Contract Award Amount: 100000

Subrecipient or Contractor Name: COVENANT HOUSE OF MICHIGAN

City: Detroit

State: MI

Zip Code: 48208, 2475

DUNS Number: 075209411

Is subrecipient a victim services provider: N

Subrecipient Organization Type: Other Non-Profit Organization

ESG Subgrant or Contract Award Amount: 90000

Subrecipient or Contractor Name: The HEAT and WARMTH fund- THAW

City: Detroit

State: MI

Zip Code: 48226, 3285

DUNS Number: 106504459

Is subrecipient a victim services provider: N

Subrecipient Organization Type: Other Non-Profit Organization

ESG Subgrant or Contract Award Amount: 100000

Subrecipient or Contractor Name: DETROIT RESCUE MISSION MINISTRIES FAIRVIEW

City: Detroit

State: MI

Zip Code: 48214, 1608

DUNS Number: 094547247

Is subrecipient a victim services provider: N

Subrecipient Organization Type: Other Non-Profit Organization

ESG Subgrant or Contract Award Amount: 67500

Subrecipient or Contractor Name: DETROIT RESCUE MISSION MINISTRIES (CHICAGO)

City: Detroit

State: MI

Zip Code: 48228, 2651

DUNS Number: 094547247

Is subrecipient a victim services provider: N

Subrecipient Organization Type: Other Non-Profit Organization

ESG Subgrant or Contract Award Amount: 72000

Subrecipient or Contractor Name: SOUTHWEST COUNSELING SOLUTIONS- CAM

City: Detroit

State: MI

Zip Code: 48209, 2022

DUNS Number: 844806708

Is subrecipient a victim services provider: N

Subrecipient Organization Type: Other Non-Profit Organization

ESG Subgrant or Contract Award Amount: 125000

Subrecipient or Contractor Name: DRMM WARMING CENTER

City: Detroit

State: MI

Zip Code: 48201, 2203

DUNS Number: 094547247

Is subrecipient a victim services provider: N

Subrecipient Organization Type: Other Non-Profit Organization

ESG Subgrant or Contract Award Amount: 150000

Subrecipient or Contractor Name: DRMM EMERGENCY SHELTER

City: Detroit

State: MI

Zip Code: 48201, 2203

DUNS Number: 094547247

Is subrecipient a victim services provider: N

Subrecipient Organization Type: Other Non-Profit Organization

ESG Subgrant or Contract Award Amount: 100000

Subrecipient or Contractor Name: ALTERNATIVE FOR GIRLS

City: Detroit

State: MI

Zip Code: 48208, 2365

DUNS Number: 780749230

Is subrecipient a victim services provider: Y

Subrecipient Organization Type: Other Non-Profit Organization

ESG Subgrant or Contract Award Amount: 75000

Subrecipient or Contractor Name: Wayne Metropolitan Community Action Agency

City: Detroit

State: MI

Zip Code: 48202, 3165

DUNS Number: 053258109

Is subrecipient a victim services provider: N

Subrecipient Organization Type: Other Non-Profit Organization

ESG Subgrant or Contract Award Amount: 200000

Subrecipient or Contractor Name: DRMM FAIRVIEW WARMING CENTER

City: Detroit

State: MI

Zip Code: 48214, 1608

DUNS Number: 094547247

Is subrecipient a victim services provider: N

Subrecipient Organization Type: Other Non-Profit Organization

ESG Subgrant or Contract Award Amount: 100000

CR-65 - Persons Assisted

4. Persons Served

4a. Complete for Homelessness Prevention Activities

Number of Persons in Households	Total
Adults	
Children	
Don't Know/Refused/Other	
Missing Information	
Total	

Table 16 – Household Information for Homeless Prevention Activities

4b. Complete for Rapid Re-Housing Activities

Number of Persons in Households	Total
Adults	
Children	
Don't Know/Refused/Other	
Missing Information	
Total	

Table 17 – Household Information for Rapid Re-Housing Activities

4c. Complete for Shelter

Number of Persons in Households	Total
Adults	
Children	
Don't Know/Refused/Other	
Missing Information	
Total	

Table 18 – Shelter Information

4d. Street Outreach

Number of Persons in Households	Total
Adults	
Children	
Don't Know/Refused/Other	
Missing Information	
Total	

Table 19 – Household Information for Street Outreach

4e. Totals for all Persons Served with ESG

Number of Persons in Households	Total
Adults	
Children	
Don't Know/Refused/Other	
Missing Information	
Total	

Table 20 – Household Information for Persons Served with ESG

5. Gender—Complete for All Activities

	Total
Male	
Female	
Transgender	
Don't Know/Refused/Other	
Missing Information	
Total	

Table 21 – Gender Information

6. Age—Complete for All Activities

	Total
Under 18	
18-24	
25 and over	
Don't Know/Refused/Other	
Missing Information	
Total	

Table 22 – Age Information

7. Special Populations Served—Complete for All Activities

Number of Persons in Households

Subpopulation	Total	Total Persons Served – Prevention	Total Persons Served – RRH	Total Persons Served in Emergency Shelters
Veterans				
Victims of Domestic Violence				
Elderly				
HIV/AIDS				
Chronically Homeless				
Persons with Disabilities:				
Severely Mentally Ill				
Chronic Substance Abuse				
Other Disability				
Total (unduplicated if possible)				

Table 23 – Special Population Served

CR-70 – ESG 91.520(g) - Assistance Provided and Outcomes

10. Shelter Utilization

Number of New Units - Rehabbed	0
Number of New Units - Conversion	0
Total Number of bed-nights available	357,700
Total Number of bed-nights provided	296,981
Capacity Utilization	83.03%

Table 24 – Shelter Capacity

11. Project Outcomes Data measured under the performance standards developed in consultation with the CoC(s)

The City of Detroit worked with the greater continuum of care to establish written standards which include project outcome data measured for each program type funded under ESG, as well as our three year implementation plan to move toward performance based contracting. The established outcomes are listed in the attachment section of this report. We have established baseline and performance benchmarks for subrecipients to achieve to drive funding decisions. These metric are focusing on improving outcomes, for all program funded through ESG.

CR-75 – Expenditures

11. Expenditures

11a. ESG Expenditures for Homelessness Prevention

	Dollar Amount of Expenditures in Program Year		
	2016	2017	2018
Expenditures for Rental Assistance	0	0	0
Expenditures for Housing Relocation and Stabilization Services - Financial Assistance	0	0	0
Expenditures for Housing Relocation & Stabilization Services - Services	0	0	0
Expenditures for Homeless Prevention under Emergency Shelter Grants Program	828,384	242,289	608
Subtotal Homelessness Prevention	828,384	242,289	608

Table 25 – ESG Expenditures for Homelessness Prevention

11b. ESG Expenditures for Rapid Re-Housing

	Dollar Amount of Expenditures in Program Year		
	2016	2017	2018
Expenditures for Rental Assistance	0	0	0
Expenditures for Housing Relocation and Stabilization Services - Financial Assistance	0	0	0
Expenditures for Housing Relocation & Stabilization Services - Services	0	0	0
Expenditures for Homeless Assistance under Emergency Shelter Grants Program	522,683	778,234	187,333
Subtotal Rapid Re-Housing	522,683	778,234	187,333

Table 26 – ESG Expenditures for Rapid Re-Housing

11c. ESG Expenditures for Emergency Shelter

	Dollar Amount of Expenditures in Program Year		
	2016	2017	2018
Essential Services	0	0	0
Operations	504,462	1,701,247	730,232
Renovation	0	0	0

Major Rehab	0	0	0
Conversion	0	0	0
Subtotal	504,462	1,701,247	730,232

Table 27 – ESG Expenditures for Emergency Shelter

11d. Other Grant Expenditures

	Dollar Amount of Expenditures in Program Year		
	2016	2017	2018
Street Outreach	18,170	18,746	0
HMIS	11,214	40,418	10,394
Administration	635,708	217,491	0

Table 28 - Other Grant Expenditures

11e. Total ESG Grant Funds

Total ESG Funds Expended	2016	2017	2018
	2,520,621	2,998,425	928,567

Table 29 - Total ESG Funds Expended

11f. Match Source

	2016	2017	2018
Other Non-ESG HUD Funds	2,838,335	2,587,347	2,090,543
Other Federal Funds	0	0	0
State Government	0	0	0
Local Government	0	0	0

Private Funds	0	0	0
Other	0	237,029	0
Fees	0	0	0
Program Income	0	0	0
Total Match Amount	2,838,335	2,824,376	2,090,543

Table 30 - Other Funds Expended on Eligible ESG Activities

11g. Total

Total Amount of Funds Expended on ESG Activities	2016	2017	2018
	5,358,956	5,822,801	3,019,110

Table 31 - Total Amount of Funds Expended on ESG Activities

**NEIGHBORHOOD REVITALIZATION STRATEGY AREA (NRSA)
ATTACHMENT**

2018-2019 Program Year

NEIGHBORHOD REVITALIZATION STRATEGY AREA (NRSA)

NRSA Plan Performance Measurement Benchmarks

Goal 1: Improved Housing

Proposed	July 01, 2018 – June 30, 2019 Actual
Provide 0% interest loans valued at up to \$25,000 to 400 Detroit homeowners; 75% of loans will be targeted in NRSAs; at least 51% of households will be LMI.	Approximately 52 households received 0% interest loans in the NRSAs. The average loan per household in the NRSAs was \$22,705. In total, \$590,319.50 was given in CDBG loan capital.
Provide emergency home repair grants to 125 households; 75% of grants will be targeted in NRSAs; at least 80% of households assisted will be LMI	
Provide lead abatement grants to 250 households over 3 years; 50% of grants will be targeted in NRSAs;	
Auction and rehab 500 tax-foreclosed homes; 80% of homes will be in targeted NRSAs	

Goal 2: Neighborhood Stabilization

Proposed	July 01, 2018 – June 30, 2019 Actual
Demolish 3,300 residential units; 75% of units will be in NRSAs	3764 Residential Units were demolished within City during PY18
Demolish 160 commercial properties; 50% of properties will be located in NRSAs	147 Commercial Units were demolished within City during PY18
Address up to 100 vacant and derelict properties through the nuisance abatement program; 75% of units will be in NRSAs	

Goal 3: Small Business Support

Proposed	July 01, 2018 – June 30, 2019 Actual
For the goals below, 75% of businesses will be located in or benefit families residing in NRSAs:	

Up to 75 matching grant awards to property owners to address code violations and exterior improvements to prepare for business competition	
Up to 35 property owners will receive matching grants (up to \$50,000) and loans (up to \$250,000) to support project costs and building renovations that can demonstrate LMI area benefit or will house microenterprises or are other specific types of businesses that can provide benefit to LMI populations	
Up to 150 businesses targeted to receive technical assistance to help advance business ideas or growth	<p>Approximately 24 businesses received technical assistance in NRSAs during rounds 11, 12 and 13 during PY18</p> <ul style="list-style-type: none"> - 1 Business served in NRSA 1 - 7 Businesses served in NRSA 2 - 2 Businesses served in NRSA 3 - 8 Businesses served in NRSA 4 - 6 Businesses served in NRSA 5
Up to 35 businesses will receive matching grants (up to \$50,000) to support technical assistance, equipment, rehabilitation, build-out, and additional equity to help secure private loans or subsidize the cost of rent and loans (up to \$250,000) to support working capital, build-out, equipment purchases and other needs.	

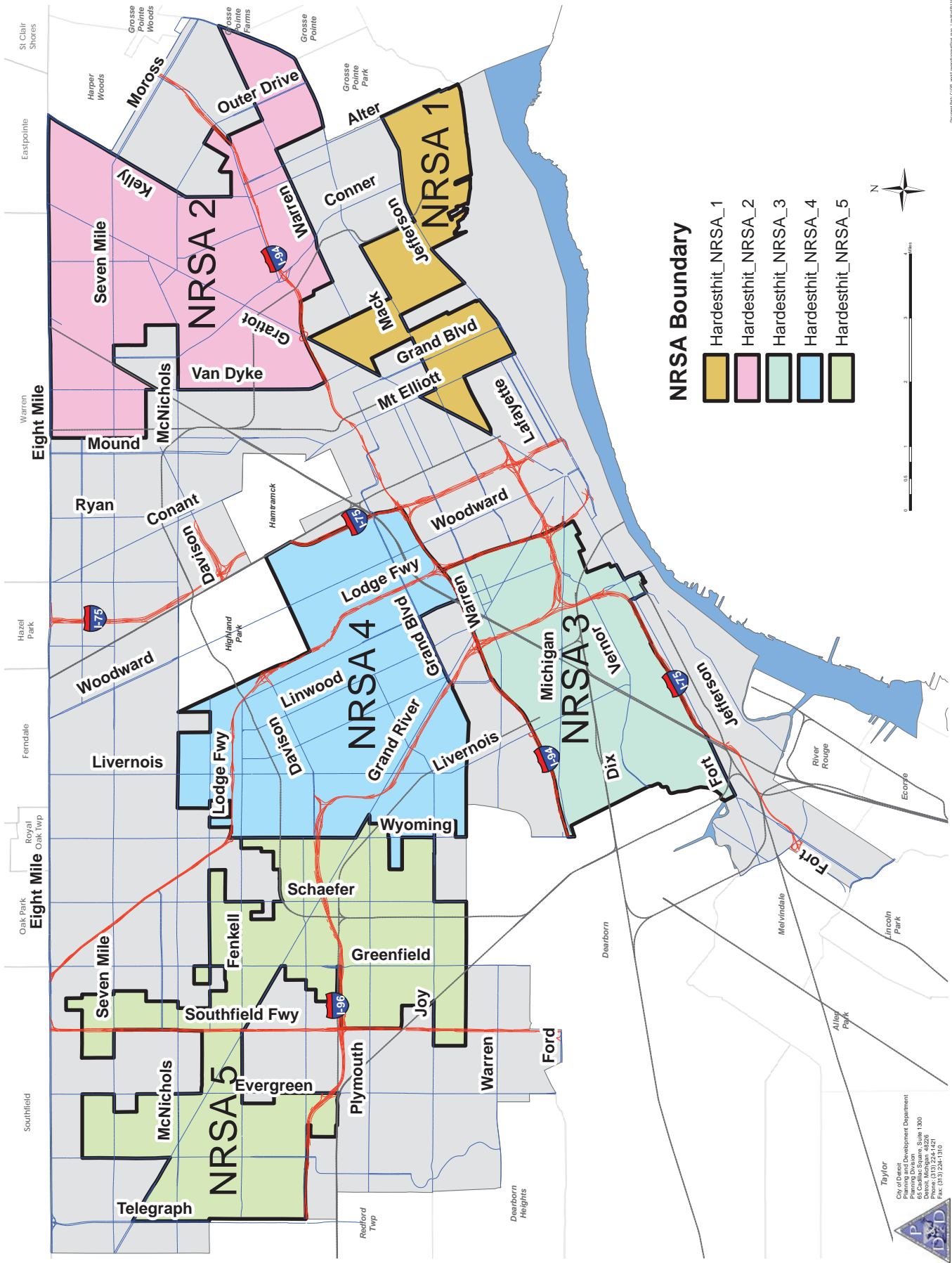
Goal 4: Job Creation

Proposed	July 01, 2018 – June 30, 2019 Actual
4,000 Detroit residents will receive some form of employment preparation through workshops or soft skills training; 60% of individuals assisted will reside in NRSAs; 100% will be LMI	
700 Detroit residents will receive technical skills training for jobs such as computer programmer or pre-apprenticeship; 60% of individuals assisted will reside in NRSAs; 100% will be LMI	
Up to 8,000 Detroit adults will be placed in permanent jobs; 60% of individuals assisted will reside in NRSAs; 100% will be LMI	
Up to 5,000 Detroit youth will receive summer jobs to build skills for the future; 80% of individuals assisted will reside in or receive jobs in NRSAs; 100% will be LMI	<p>1389 Youth were served during PY18</p> <ul style="list-style-type: none"> - 68 Youth in NRSA 1 - 507 in NRSA 2 - 158 in NRSA 3 - 427 in NRSA 4 - 356 in NRSA 5

--	--

Goal 5: Wealth Building

Proposed	July 01, 2018 – June 30, 2019 Actual
2,000 Detroit residents may apply for the home repair program and up to 50% may apply through intake service at the six CWF sites and partner community organizations.	
Up to 500 may receive financial budget assessment and/or attend financial workshops; 25% will improve their ability to manage their budget and develop a plan to improve their credit score.	
Up to 250 Detroit residents may receive workforce development job coaching, resume building and training resources to increase income.	
Up to 500 Detroit residents will receive income support screening to determine eligibility to access to public benefits.	



NRSA Boundary

- Hardesthit_NRSA_1
- Hardesthit_NRSA_2
- Hardesthit_NRSA_3
- Hardesthit_NRSA_4
- Hardesthit_NRSA_5



Taylor
 City of Detroit
 Planning and Development Department
 65 Cadillac Square, Suite 1300
 Dearborn, MI 48126
 Phone: (313) 224-1421
 Fax: (313) 224-1310



PR 26 FINANCIAL SUMMARY REPORT

PR 26 FINANCIAL SUMMARY OBLIGATIONS AND ADJUSTMENTS



PART I: SUMMARY OF CDBG RESOURCES		
01 UNEXPENDED CDBG FUNDS AT END OF PREVIOUS PROGRAM YEAR		52,116,785.47
02 ENTITLEMENT GRANT		34,379,413.00
03 SURPLUS URBAN RENEWAL		0.00
04 SECTION 108 GUARANTEED LOAN FUNDS		0.00
05 CURRENT YEAR PROGRAM INCOME		106,800.00
05a CURRENT YEAR SECTION 108 PROGRAM INCOME (FOR SI TYPE)		405,808.10
06 FUNDS RETURNED TO THE LINE-OF-CREDIT		0.00
06a FUNDS RETURNED TO THE LOCAL CDBG ACCOUNT		0.00
07 ADJUSTMENT TO COMPUTE TOTAL AVAILABLE		0.00
08 TOTAL AVAILABLE (SUM, LINES 01-07)		87,008,806.57
PART II: SUMMARY OF CDBG EXPENDITURES		
09 DISBURSEMENTS OTHER THAN SECTION 108 REPAYMENTS AND PLANNING/ADMINISTRATION		22,255,016.73
10 ADJUSTMENT TO COMPUTE TOTAL AMOUNT SUBJECT TO LOW/MOD BENEFIT		0.00
11 AMOUNT SUBJECT TO LOW/MOD BENEFIT (LINE 09 + LINE 10)		22,255,016.73
12 DISBURSED IN IDIS FOR PLANNING/ADMINISTRATION		7,740,974.83
13 DISBURSED IN IDIS FOR SECTION 108 REPAYMENTS		7,542,808.00
14 ADJUSTMENT TO COMPUTE TOTAL EXPENDITURES		0.00
15 TOTAL EXPENDITURES (SUM, LINES 11-14)		37,538,799.56
16 UNEXPENDED BALANCE (LINE 08 - LINE 15)		49,470,007.01
PART III: LOWMOD BENEFIT THIS REPORTING PERIOD		
17 EXPENDED FOR LOW/MOD HOUSING IN SPECIAL AREAS		0.00
18 EXPENDED FOR LOW/MOD MULTI-UNIT HOUSING		0.00
19 DISBURSED FOR OTHER LOW/MOD ACTIVITIES		16,781,241.07
20 ADJUSTMENT TO COMPUTE TOTAL LOW/MOD CREDIT		0.00
21 TOTAL LOW/MOD CREDIT (SUM, LINES 17-20)		16,781,241.07
22 PERCENT LOW/MOD CREDIT (LINE 21/LINE 11)		75.40%
LOW/MOD BENEFIT FOR MULTI-YEAR CERTIFICATIONS		
23 PROGRAM YEARS(PY) COVERED IN CERTIFICATION		PY: 2018 PY: PY:
24 CUMULATIVE NET EXPENDITURES SUBJECT TO LOW/MOD BENEFIT CALCULATION		0.00
25 CUMULATIVE EXPENDITURES BENEFITING LOW/MOD PERSONS		0.00
26 PERCENT BENEFIT TO LOW/MOD PERSONS (LINE 25/LINE 24)		0.00%
PART IV: PUBLIC SERVICE (PS) CAP CALCULATIONS		
27 DISBURSED IN IDIS FOR PUBLIC SERVICES		6,745,109.31
28 PS UNLIQUIDATED OBLIGATIONS AT END OF CURRENT PROGRAM YEAR		1,284,768.63
29 PS UNLIQUIDATED OBLIGATIONS AT END OF PREVIOUS PROGRAM YEAR		1,583,514.51
30 ADJUSTMENT TO COMPUTE TOTAL PS OBLIGATIONS		(1,275,622.10)
31 TOTAL PS OBLIGATIONS (LINE 27 + LINE 28 - LINE 29 + LINE 30)		5,170,741.33
32 ENTITLEMENT GRANT		34,379,413.00
33 PRIOR YEAR PROGRAM INCOME		264,118.31
34 ADJUSTMENT TO COMPUTE TOTAL SUBJECT TO PS CAP		0.00
35 TOTAL SUBJECT TO PS CAP (SUM, LINES 32-34)		34,643,531.31
36 PERCENT FUNDS OBLIGATED FOR PS ACTIVITIES (LINE 31/LINE 35)		14.93%
PART V: PLANNING AND ADMINISTRATION (PA) CAP		
37 DISBURSED IN IDIS FOR PLANNING/ADMINISTRATION		7,740,974.83
38 PA UNLIQUIDATED OBLIGATIONS AT END OF CURRENT PROGRAM YEAR		3,403,807.84
39 PA UNLIQUIDATED OBLIGATIONS AT END OF PREVIOUS PROGRAM YEAR		3,338,588.22
40 ADJUSTMENT TO COMPUTE TOTAL PA OBLIGATIONS		(1,119,469.39)
41 TOTAL PA OBLIGATIONS (LINE 37 + LINE 38 - LINE 39 +LINE 40)		6,686,725.06
42 ENTITLEMENT GRANT		34,379,413.00
43 CURRENT YEAR PROGRAM INCOME		512,608.10
44 ADJUSTMENT TO COMPUTE TOTAL SUBJECT TO PA CAP		0.00
45 TOTAL SUBJECT TO PA CAP (SUM, LINES 42-44)		34,892,021.10
46 PERCENT FUNDS OBLIGATED FOR PA ACTIVITIES (LINE 41/LINE 45)		19.16%



LINE 17 DETAIL: ACTIVITIES TO CONSIDER IN DETERMINING THE AMOUNT TO ENTER ON LINE 17

Plan Year	IDIS Project	IDIS Activity	voucher Number	Activity Name	matrix Code	National Objective	Target Area Type	Drawn Amount
2014	109	8183	6252636	Housing Rehab Loan Program NRSA1	14A	LMHSP	Strategy area	\$8,571.33
2014	109	8184	6252012	Housing Rehab Loan Program NRSA 2	14A	LMHSP	Strategy area	\$154,439.50
2014	109	8185	6252015	Housing Rehab Loan Program NRSA 3	14A	LMHSP	Strategy area	\$22,450.00
2014	109	8186	6252667	Housing Rehab Loan Program NRSA 4	14A	LMHSP	Strategy area	\$160,882.97
2014	109	8187	6252654	Housing Rehab Loan Program NRSA 5	14A	LMHSP	Strategy area	\$132,921.00
2016	7	8227	6252663	CDBG Housing Rehab Loan Program NRSA 1 (2016)	14A	LMH	Strategy area	\$52,797.55
					14A	Matrix Code		\$532,062.35
Total								\$532,062.35

LINE 18 DETAIL: ACTIVITIES TO CONSIDER IN DETERMINING THE AMOUNT TO ENTER ON LINE 18

Plan Year	IDIS Project	IDIS Activity	Activity Name	matrix Code	National Objective	Drawn Amount	
2016	24	8490	Relocation	08	LMH	\$82,710.56	
					08	Matrix Code	\$82,710.56
2017	5	8462	Multi-Family Staffing (Direct)	14H	LMH	\$443,255.01	
					14H	Matrix Code	\$443,255.01
Total							\$525,965.57

LINE 19 DETAIL: ACTIVITIES INCLUDED IN THE COMPUTATION OF LINE 19

Plan Year	IDIS Project	IDIS Activity	voucher Number	Activity Name	matrix Code	National Objective	Drawn Amount
2015	28	8362	6204157	Acquisition (CDBG-DDR)	01	LMA	\$1,941,510.00
2015	28	8362	6268085	Acquisition (CDBG-DDR)	01	LMA	\$223,838.00
					01	Matrix Code	\$2,165,348.00
2016	10	8288	6157956	Cass Community Social Services (Street Outreach)	03C	LMC	\$8,325.40
2016	10	8288	6195144	Cass Community Social Services (Street Outreach)	03C	LMC	\$12,005.75
2016	10	8299	6250088	DRMM Street Out Reach	03C	LMC	\$25,842.78
2017	6	8411	6233716	Central United Methodist/NOAH Project (SO)	03C	LMC	\$5,853.15
2017	6	8411	6247568	Central United Methodist/NOAH Project (SO)	03C	LMC	\$3,942.63
2017	6	8411	6247570	Central United Methodist/NOAH Project (SO)	03C	LMC	\$4,738.63
2017	6	8411	6247572	Central United Methodist/NOAH Project (SO)	03C	LMC	\$6,441.12
2017	6	8411	6247574	Central United Methodist/NOAH Project (SO)	03C	LMC	\$6,238.36
2017	6	8411	6247578	Central United Methodist/NOAH Project (SO)	03C	LMC	\$9,065.84
2017	6	8411	6247579	Central United Methodist/NOAH Project (SO)	03C	LMC	\$6,777.34
2017	6	8411	6247642	Central United Methodist/NOAH Project (SO)	03C	LMC	\$5,454.78
2017	6	8411	6247657	Central United Methodist/NOAH Project (SO)	03C	LMC	\$7,631.78
2017	6	8411	6279298	Central United Methodist/NOAH Project (SO)	03C	LMC	\$6,454.69
2017	6	8411	6279301	Central United Methodist/NOAH Project (SO)	03C	LMC	\$7,072.25
2017	6	8411	6279303	Central United Methodist/NOAH Project (SO)	03C	LMC	\$5,314.43
2017	6	8411	6282888	Central United Methodist/NOAH Project (SO)	03C	LMC	\$15.00
2017	6	8412	6211421	Cass Community Social Services	03C	LMC	\$11,650.98
2017	6	8412	6211422	Cass Community Social Services	03C	LMC	\$4,764.45
2017	6	8412	6216544	Cass Community Social Services	03C	LMC	\$10,002.79
2017	6	8412	6232540	Cass Community Social Services	03C	LMC	\$6,105.34
2017	6	8412	6249937	Cass Community Social Services	03C	LMC	\$8,736.48
2017	6	8412	6249941	Cass Community Social Services	03C	LMC	\$9,349.82
2017	6	8412	6256586	Cass Community Social Services	03C	LMC	\$13,280.00
2017	6	8412	6269535	Cass Community Social Services	03C	LMC	\$10,457.14
2017	6	8413	6208511	Southwest Solutions (SO)	03C	LMC	\$10,890.30
2017	6	8413	6208516	Southwest Solutions (SO)	03C	LMC	\$13,794.59
2017	6	8413	6208517	Southwest Solutions (SO)	03C	LMC	\$10,154.75
2017	6	8413	6225153	Southwest Solutions (SO)	03C	LMC	\$9,811.09
2017	6	8413	6225154	Southwest Solutions (SO)	03C	LMC	\$9,191.68
2017	6	8413	6225155	Southwest Solutions (SO)	03C	LMC	\$8,504.59
					03C	Matrix Code	\$257,867.93
2014	99	7971	6217681	Adult Well Being Services	03E	LMA	\$134,690.00
2014	99	7978	6250212	SER - Metro-Detroit, Jobs for Progress	03E	LMA	\$1,500.00
2014	99	7978	6250216	SER - Metro-Detroit, Jobs for Progress	03E	LMA	\$1,947.78
2014	99	7978	6256575	SER - Metro-Detroit, Jobs for Progress	03E	LMA	\$900.00



Office of Community Planning and Development
 U.S. Department of Housing and Urban Development
 Integrated Disbursement and Information System
 PR26 - CDBG Financial Summary Report
 Program Year 2018
 DETROIT , MI

DATE: 03-05-20
 TIME: 15:19
 PAGE: 1

2014	99	7978	6256576	SER - Metro-Detroit, Jobs for Progress	03E	LMA	\$600.00
2014	99	7978	6260702	SER - Metro-Detroit, Jobs for Progress	03E	LMA	\$24,090.00
2014	99	7978	6273898	SER - Metro-Detroit, Jobs for Progress	03E	LMA	\$217.22
2015	7	8098	6217683	Adult Well Being Services	03E	LMA	\$29,843.72
2015	7	8099	6241197	Bridging Communities	03E	LMC	\$75,453.40
2015	7	8100	6206959	Chapel Hill MBC Non-Profit Housing/Christian Social Outreach	03E	LMC	\$24,073.15
2015	7	8100	6206963	Chapel Hill MBC Non-Profit Housing/Christian Social Outreach	03E	LMC	\$2,100.00
2015	7	8100	6217759	Chapel Hill MBC Non-Profit Housing/Christian Social Outreach	03E	LMC	\$15,995.00
2015	7	8103	6204394	Elmhurst Home, Inc.	03E	LMA	\$1,188.00
2015	7	8103	6271538	Elmhurst Home, Inc.	03E	LMA	\$7,062.00
2015	7	8104	6225338	Focus: HOPE	03E	LMA	\$54,291.25
2015	7	8104	6289047	Focus: HOPE	03E	LMA	\$45,708.75
2015	7	8105	6216433	Franklin Wright Settlements, Inc.	03E	LMA	\$6,150.00
2015	7	8105	6241203	Franklin Wright Settlements, Inc.	03E	LMA	\$4,000.00
2015	7	8105	6248947	Franklin Wright Settlements, Inc.	03E	LMA	\$71,164.00
2015	7	8105	6256950	Franklin Wright Settlements, Inc.	03E	LMA	\$13,686.00
2015	7	8107	6252474	Liberty Temple Baptist Church/Snr. Citizen Project	03E	LMA	\$1,260.00
2015	7	8107	6262510	Liberty Temple Baptist Church/Snr. Citizen Project	03E	LMA	\$1,260.00
2015	7	8109	6201535	PW Community Development Non-Profit Housing Corporation	03E	LMC	\$9,978.60
2015	7	8109	6217642	PW Community Development Non-Profit Housing Corporation	03E	LMC	\$2,438.00
2015	7	8109	6256584	PW Community Development Non-Profit Housing Corporation	03E	LMC	\$22,108.50
2015	7	8109	6284867	PW Community Development Non-Profit Housing Corporation	03E	LMC	\$19,587.30
2015	7	8110	6256945	Samaritan Center	03E	LMA	\$11,232.60
2015	7	8110	6256947	Samaritan Center	03E	LMA	\$11,228.40
2015	7	8110	6256961	Samaritan Center	03E	LMA	\$21,090.00
2016	8	8234	6185513	Eastern Market Corporation	03E	LMA	\$7,180.00
2016	8	8234	6186417	Eastern Market Corporation	03E	LMA	\$8,914.21
2016	8	8237	6256625	Franklin Wright Settlements, Inc	03E	LMA	\$41,143.20
2016	8	8240	6232265	North Rosedale Park Civic Assn.	03E	LMA	\$32,625.06
2016	8	8240	6246405	North Rosedale Park Civic Assn.	03E	LMA	\$18,111.44
2016	8	8242	6217886	Southwest Solutions	03E	LMA	\$4,550.00
2016	8	8242	6276178	Southwest Solutions	03E	LMA	\$65,000.00
2016	8	8244	6186415	Warren Conner/Eastside Community Network	03E	LMC	\$900.00
2016	8	8244	6195079	Warren Conner/Eastside Community Network	03E	LMC	\$1,647.55
2016	8	8244	6254187	Warren Conner/Eastside Community Network	03E	LMC	\$12,469.50
2016	8	8244	6256692	Warren Conner/Eastside Community Network	03E	LMC	\$10,621.48
2016	8	8244	6256693	Warren Conner/Eastside Community Network	03E	LMC	\$11,001.45
2016	8	8244	6276177	Warren Conner/Eastside Community Network	03E	LMC	\$949.50
2016	8	8244	6291396	Warren Conner/Eastside Community Network	03E	LMC	\$1,347.75
2017	7	8509	6251113	Franklin Wright Settlements, Inc.	03E	LMA	\$10,000.00
2017	7	8509	6256923	Franklin Wright Settlements, Inc.	03E	LMA	\$93,320.00
					03E	Matrix Code	\$934,624.81
2013	4	7957	6204393	Recreation Centers Renovation	03F	LMA	\$15,466.00
2016	25	8500	6208540	Public Park Improvement (Jayne Field)	03F	LMA	\$97,870.90
2016	25	8500	6250980	Public Park Improvement (Jayne Field)	03F	LMA	\$5,000.00
2016	25	8500	6250981	Public Park Improvement (Jayne Field)	03F	LMA	\$5,000.00
2016	25	8501	6257052	Public Park Improvements (Dad Butler Park)	03F	LMA	\$52,510.00
2016	25	8501	6257327	Public Park Improvements (Dad Butler Park)	03F	LMA	\$0.50
2017	10	8502	6257050	Public Park Improvements (Ella Fitzgerald Park)	03F	LMA	\$32,000.00
2017	10	8502	6282505	Public Park Improvements (Ella Fitzgerald Park)	03F	LMA	\$72,250.00
2017	10	8502	6301251	Public Park Improvements (Ella Fitzgerald Park)	03F	LMA	\$77,410.60
2017	10	8512	6257056	Public Park Improvements (various parks in Detroit)	03F	LMA	\$148,641.00
2017	10	8512	6257061	Public Park Improvements (various parks in Detroit)	03F	LMA	\$54,973.00
2017	10	8512	6257066	Public Park Improvements (various parks in Detroit)	03F	LMA	\$16,434.00
2017	10	8512	6257161	Public Park Improvements (various parks in Detroit)	03F	LMA	\$27,843.00
2017	10	8512	6257168	Public Park Improvements (various parks in Detroit)	03F	LMA	\$56,848.00
2017	10	8512	6257170	Public Park Improvements (various parks in Detroit)	03F	LMA	\$9,063.00
2017	10	8512	6282863	Public Park Improvements (various parks in Detroit)	03F	LMA	\$51,263.00
2017	10	8512	6282866	Public Park Improvements (various parks in Detroit)	03F	LMA	\$10,151.00
2017	10	8512	6282868	Public Park Improvements (various parks in Detroit)	03F	LMA	\$50,091.00
2017	10	8512	6282872	Public Park Improvements (various parks in Detroit)	03F	LMA	\$230,415.00
2017	10	8512	6282874	Public Park Improvements (various parks in Detroit)	03F	LMA	\$136,939.00



Office of Community Planning and Development
 U.S. Department of Housing and Urban Development
 Integrated Disbursement and Information System
 PR26 - CDBG Financial Summary Report
 Program Year 2018
 DETROIT , MI

DATE: 03-05-20
 TIME: 15:19
 PAGE: 1

2017	10	8512	6282875	Public Park Improvements (various parks in Detroit)	03F	LMA	\$18,830.00
							03F Matrix Code \$1,168,999.00
2015	19	8364	6236003	Implementation (CDBG-DDR)	03I	LMA	\$116,034.21
2015	19	8364	6250707	Implementation (CDBG-DDR)	03I	LMA	\$133,965.79
2015	19	8364	6286555	Implementation (CDBG-DDR)	03I	LMA	\$22,911.61
2015	19	8364	6286571	Implementation (CDBG-DDR)	03I	LMA	\$3,654.50
2015	19	8364	6297311	Implementation (CDBG-DDR)	03I	LMA	\$113,631.25
2015	19	8364	6299312	Implementation (CDBG-DDR)	03I	LMA	\$209,485.20
							03I Matrix Code \$599,682.56
2016	10	8296	6243164	DRMM Genesis House II Chicago	03T	LMC	\$25,286.03
2016	10	8298	6250198	DRMM Genesis House III Mack	03T	LMC	\$6,698.05
2016	10	8301	6229389	Freedom House	03T	LMC	\$262.26
2016	10	8301	6229407	Freedom House	03T	LMC	\$3,716.55
2016	10	8301	6231300	Freedom House	03T	LMC	\$1,817.31
2016	10	8301	6232129	Freedom House	03T	LMC	\$262.26
2016	10	8301	6234081	Freedom House	03T	LMC	\$5,440.55
2016	10	8301	6235465	Freedom House	03T	LMC	\$10,529.25
2016	10	8301	6235467	Freedom House	03T	LMC	\$7,888.51
2016	10	8301	6235470	Freedom House	03T	LMC	\$8,928.48
2016	10	8301	6235473	Freedom House	03T	LMC	\$3,566.10
2016	10	8301	6235476	Freedom House	03T	LMC	\$5,581.63
2016	10	8301	6235479	Freedom House	03T	LMC	\$4,957.22
2016	10	8301	6235481	Freedom House	03T	LMC	\$11,011.27
2016	10	8301	6235483	Freedom House	03T	LMC	\$9,545.21
2016	10	8301	6248168	Freedom House	03T	LMC	\$957.07
2016	10	8306	6232647	Michigan Veterans Foundation	03T	LMC	\$11,574.88
2016	10	8306	6232648	Michigan Veterans Foundation	03T	LMC	\$12,354.30
2016	10	8306	6232671	Michigan Veterans Foundation	03T	LMC	\$10,702.99
2016	10	8306	6232674	Michigan Veterans Foundation	03T	LMC	\$13,567.42
2016	10	8306	6232676	Michigan Veterans Foundation	03T	LMC	\$12,763.79
2016	10	8306	6232677	Michigan Veterans Foundation	03T	LMC	\$12,089.97
2016	10	8306	6232679	Michigan Veterans Foundation	03T	LMC	\$1,125.00
2016	10	8306	6232681	Michigan Veterans Foundation	03T	LMC	\$575.21
2016	10	8306	6232692	Michigan Veterans Foundation	03T	LMC	\$246.44
2016	10	8309	6157957	Neighborhood Service Organization (NSO)	03T	LMC	\$5,034.87
2016	10	8309	6208520	Neighborhood Service Organization (NSO)	03T	LMC	\$5,907.43
2016	10	8309	6208521	Neighborhood Service Organization (NSO)	03T	LMC	\$9,107.50
2016	10	8309	6208523	Neighborhood Service Organization (NSO)	03T	LMC	\$5,769.00
2016	10	8309	6208524	Neighborhood Service Organization (NSO)	03T	LMC	\$5,983.71
2016	10	8309	6215869	Neighborhood Service Organization (NSO)	03T	LMC	\$4,101.48
2016	10	8309	6215926	Neighborhood Service Organization (NSO)	03T	LMC	\$6,201.66
2016	10	8310	6235823	Operation Get Down	03T	LMC	\$5,718.78
2016	10	8310	6245626	Operation Get Down	03T	LMC	\$15,631.41
2016	10	8310	6245648	Operation Get Down	03T	LMC	\$4,243.72
2016	10	8310	6245650	Operation Get Down	03T	LMC	\$5,082.40
2016	10	8310	6250967	Operation Get Down	03T	LMC	\$6,582.30
2016	10	8310	6250969	Operation Get Down	03T	LMC	\$7,606.69
2016	10	8316	6195608	YWCA Metropolitan Detroit	03T	LMC	\$9,559.82
2016	10	8316	6195609	YWCA Metropolitan Detroit	03T	LMC	\$11,413.03
2016	10	8316	6213645	YWCA Metropolitan Detroit	03T	LMC	\$8,216.17
2016	10	8316	6219921	YWCA Metropolitan Detroit	03T	LMC	\$7,708.68
2016	10	8316	6219924	YWCA Metropolitan Detroit	03T	LMC	\$6,621.49
2016	10	8316	6256587	YWCA Metropolitan Detroit	03T	LMC	\$17,371.44
2017	6	8387	6194006	Alternatives for Girls (ES)	03T	LMC	\$8,686.27
2017	6	8387	6199600	Alternatives for Girls (ES)	03T	LMC	\$8,681.44
2017	6	8387	6208535	Alternatives for Girls (ES)	03T	LMC	\$8,168.78
2017	6	8387	6215907	Alternatives for Girls (ES)	03T	LMC	\$7,505.95
2017	6	8387	6227192	Alternatives for Girls (ES)	03T	LMC	\$6,822.54
2017	6	8387	6227195	Alternatives for Girls (ES)	03T	LMC	\$9,650.68
2017	6	8387	6233662	Alternatives for Girls (ES)	03T	LMC	\$9,122.25
2017	6	8387	6233713	Alternatives for Girls (ES)	03T	LMC	\$11,944.71
2017	6	8388	6225349	Cass Community Social Services (ES)	03T	LMC	\$6,879.89



Office of Community Planning and Development
 U.S. Department of Housing and Urban Development
 Integrated Disbursement and Information System
 PR26 - CDBG Financial Summary Report
 Program Year 2018
 DETROIT , MI

DATE: 03-05-20
 TIME: 15:19
 PAGE: 1

2017	6	8388	6225364	Cass Community Social Services (ES)	03T	LMC	\$6,929.06
2017	6	8388	6225365	Cass Community Social Services (ES)	03T	LMC	\$6,906.72
2017	6	8388	6225405	Cass Community Social Services (ES)	03T	LMC	\$5,653.83
2017	6	8388	6225408	Cass Community Social Services (ES)	03T	LMC	\$6,452.31
2017	6	8388	6225409	Cass Community Social Services (ES)	03T	LMC	\$4,034.85
2017	6	8388	6231876	Cass Community Social Services (ES)	03T	LMC	\$9,193.30
2017	6	8388	6237527	Cass Community Social Services (ES)	03T	LMC	\$2,045.38
2017	6	8388	6239107	Cass Community Social Services (ES)	03T	LMC	\$5,243.05
2017	6	8388	6249918	Cass Community Social Services (ES)	03T	LMC	\$11,954.99
2017	6	8388	6275833	Cass Community Social Services (ES)	03T	LMC	\$17,733.41
2017	6	8389	6243450	Coalition on Temporary Shelter (COTS) (ES)	03T	LMC	\$7,718.31
2017	6	8389	6243452	Coalition on Temporary Shelter (COTS) (ES)	03T	LMC	\$7,113.17
2017	6	8390	6195985	Community Social Services of Wayne County (ES)	03T	LMC	\$9,462.98
2017	6	8390	6199596	Community Social Services of Wayne County (ES)	03T	LMC	\$8,705.41
2017	6	8390	6199967	Community Social Services of Wayne County (ES)	03T	LMC	\$675.65
2017	6	8390	6204095	Community Social Services of Wayne County (ES)	03T	LMC	\$6,161.86
2017	6	8390	6204096	Community Social Services of Wayne County (ES)	03T	LMC	\$10,538.73
2017	6	8390	6204097	Community Social Services of Wayne County (ES)	03T	LMC	\$8,241.77
2017	6	8390	6204896	Community Social Services of Wayne County (ES)	03T	LMC	\$7,544.07
2017	6	8390	6204897	Community Social Services of Wayne County (ES)	03T	LMC	\$9,707.83
2017	6	8390	6213585	Community Social Services of Wayne County (ES)	03T	LMC	\$5,925.02
2017	6	8390	6226151	Community Social Services of Wayne County (ES)	03T	LMC	\$3,592.38
2017	6	8390	6226152	Community Social Services of Wayne County (ES)	03T	LMC	\$3,063.59
2017	6	8390	6236713	Community Social Services of Wayne County (ES)	03T	LMC	\$3,802.94
2017	6	8391	6195097	Covenant House Michigan (ES)	03T	LMC	\$12,445.83
2017	6	8391	6195099	Covenant House Michigan (ES)	03T	LMC	\$10,604.40
2017	6	8391	6195101	Covenant House Michigan (ES)	03T	LMC	\$10,609.01
2017	6	8391	6195102	Covenant House Michigan (ES)	03T	LMC	\$8,094.79
2017	6	8391	6195142	Covenant House Michigan (ES)	03T	LMC	\$7,757.33
2017	6	8391	6195143	Covenant House Michigan (ES)	03T	LMC	\$11,792.54
2017	6	8391	6200375	Covenant House Michigan (ES)	03T	LMC	\$8,036.55
2017	6	8391	6208558	Covenant House Michigan (ES)	03T	LMC	\$5,135.72
2017	6	8391	6209970	Covenant House Michigan (ES)	03T	LMC	\$7,787.58
2017	6	8391	6213587	Covenant House Michigan (ES)	03T	LMC	\$2,693.36
2017	6	8391	6226160	Covenant House Michigan (ES)	03T	LMC	\$42.89
2017	6	8393	6263086	DRMM Genesis House III Fariview (ES)	03T	LMC	\$83,477.40
2017	6	8393	6278197	DRMM Genesis House III Fariview (ES)	03T	LMC	\$1,522.06
2017	6	8394	6263912	DRMM Genesis House III Mack (ES)	03T	LMC	\$84,777.83
2017	6	8395	6256424	Freedom House (ES)	03T	LMC	\$47,836.57
2017	6	8395	6291787	Freedom House (ES)	03T	LMC	\$10,161.26
2017	6	8395	6291788	Freedom House (ES)	03T	LMC	\$27,002.17
2017	6	8396	6199971	Mariners Inn (ES)	03T	LMC	\$6,464.95
2017	6	8396	6199972	Mariners Inn (ES)	03T	LMC	\$6,882.80
2017	6	8396	6203722	Mariners Inn (ES)	03T	LMC	\$12,354.58
2017	6	8396	6247658	Mariners Inn (ES)	03T	LMC	\$7,086.09
2017	6	8396	6247659	Mariners Inn (ES)	03T	LMC	\$6,690.43
2017	6	8396	6247660	Mariners Inn (ES)	03T	LMC	\$4,546.01
2017	6	8396	6247661	Mariners Inn (ES)	03T	LMC	\$4,620.94
2017	6	8396	6248570	Mariners Inn (ES)	03T	LMC	\$2,307.56
2017	6	8398	6288460	Michigan Veterans Foundation (ES)	03T	LMC	\$13,080.17
2017	6	8398	6288461	Michigan Veterans Foundation (ES)	03T	LMC	\$12,054.03
2017	6	8398	6288723	Michigan Veterans Foundation (ES)	03T	LMC	\$15,177.03
2017	6	8398	6288725	Michigan Veterans Foundation (ES)	03T	LMC	\$13,069.48
2017	6	8398	6288727	Michigan Veterans Foundation (ES)	03T	LMC	\$13,146.63
2017	6	8398	6288728	Michigan Veterans Foundation (ES)	03T	LMC	\$13,241.35
2017	6	8398	6288729	Michigan Veterans Foundation (ES)	03T	LMC	\$5,231.31
2017	6	8399	6251215	Neighborhood Service Organization (NSO) (ES)	03T	LMC	\$7,777.93
2017	6	8399	6251218	Neighborhood Service Organization (NSO) (ES)	03T	LMC	\$9,368.14
2017	6	8399	6251319	Neighborhood Service Organization (NSO) (ES)	03T	LMC	\$8,334.28
2017	6	8399	6251320	Neighborhood Service Organization (NSO) (ES)	03T	LMC	\$6,823.62
2017	6	8399	6272218	Neighborhood Service Organization (NSO) (ES)	03T	LMC	\$6,617.10
2017	6	8399	6275003	Neighborhood Service Organization (NSO) (ES)	03T	LMC	\$7,344.23



Office of Community Planning and Development
 U.S. Department of Housing and Urban Development
 Integrated Disbursement and Information System
 PR26 - CDBG Financial Summary Report
 Program Year 2018
 DETROIT , MI

DATE: 03-05-20
 TIME: 15:19
 PAGE: 1

2017	6	8400	6195615	Salvation Army (ES)	03T	LMC	\$7,699.04
2017	6	8400	6195616	Salvation Army (ES)	03T	LMC	\$7,585.58
2017	6	8400	6195617	Salvation Army (ES)	03T	LMC	\$7,408.66
2017	6	8400	6199605	Salvation Army (ES)	03T	LMC	\$8,893.05
2017	6	8400	6199606	Salvation Army (ES)	03T	LMC	\$6,977.67
2017	6	8400	6199607	Salvation Army (ES)	03T	LMC	\$8,412.43
2017	6	8400	6208563	Salvation Army (ES)	03T	LMC	\$8,558.94
2017	6	8400	6214070	Salvation Army (ES)	03T	LMC	\$8,356.60
2017	6	8400	6233714	Salvation Army (ES)	03T	LMC	\$5,778.56
2017	6	8400	6234071	Salvation Army (ES)	03T	LMC	\$2,653.38
2017	6	8401	6296356	YWCA Interim House (ES)	03T	LMC	\$14,526.37
2017	6	8401	6296357	YWCA Interim House (ES)	03T	LMC	\$7,053.41
2017	6	8401	6296360	YWCA Interim House (ES)	03T	LMC	\$7,245.49
2017	6	8403	6251213	DRMM Genesis House II Chicago (Wrm Ctr)	03T	LMC	\$75,000.00
2017	6	8404	6243423	DRMM 3rd Street (Wrm Ctr)	03T	LMC	\$99,866.13
2018	6	8613	6273913	Alternatives For Girls (ES)	03T	LMC	\$9,915.27
2018	6	8613	6273916	Alternatives For Girls (ES)	03T	LMC	\$8,652.76
2018	6	8613	6275000	Alternatives For Girls (ES)	03T	LMC	\$5,415.65
2018	6	8614	6289041	Cass Community Social Services (ES)	03T	LMC	\$6,691.05
2018	6	8614	6289043	Cass Community Social Services (ES)	03T	LMC	\$11,339.16
2018	6	8614	6289045	Cass Community Social Services (ES)	03T	LMC	\$10,030.02
2018	6	8614	6289046	Cass Community Social Services (ES)	03T	LMC	\$9,028.22
2018	6	8614	6295247	Cass Community Social Services (ES)	03T	LMC	\$9,414.62
2018	6	8614	6298787	Cass Community Social Services (ES)	03T	LMC	\$8,901.40
2018	6	8615	6269538	Cass Community Social Services (SO)	03T	LMC	\$8,571.60
2018	6	8615	6287258	Cass Community Social Services (SO)	03T	LMC	\$10,218.85
2018	6	8615	6288474	Cass Community Social Services (SO)	03T	LMC	\$11,873.70
2018	6	8616	6250206	Cass Community Social Services (Wm Ctr)	03T	LMC	\$1,889.12
2018	6	8616	6250208	Cass Community Social Services (Wm Ctr)	03T	LMC	\$16,072.51
2018	6	8616	6250209	Cass Community Social Services (Wm Ctr)	03T	LMC	\$52,085.67
2018	6	8616	6280238	Cass Community Social Services (Wm Ctr)	03T	LMC	\$22,269.99
2018	6	8616	6280243	Cass Community Social Services (Wm Ctr)	03T	LMC	\$57,682.71
2018	6	8620	6258976	Community Social Services of Wayne County (ES)	03T	LMC	\$7,819.58
2018	6	8620	6258995	Community Social Services of Wayne County (ES)	03T	LMC	\$10,473.97
2018	6	8620	6265310	Community Social Services of Wayne County (ES)	03T	LMC	\$10,359.39
2018	6	8620	6277999	Community Social Services of Wayne County (ES)	03T	LMC	\$8,501.58
2018	6	8620	6282878	Community Social Services of Wayne County (ES)	03T	LMC	\$7,842.18
2018	6	8621	6269556	Covenant House (ES)	03T	LMC	\$11,453.00
2018	6	8621	6269558	Covenant House (ES)	03T	LMC	\$9,393.61
2018	6	8621	6269559	Covenant House (ES)	03T	LMC	\$8,702.82
2018	6	8621	6288462	Covenant House (ES)	03T	LMC	\$9,668.04
2018	6	8621	6288463	Covenant House (ES)	03T	LMC	\$15,276.25
2018	6	8621	6291793	Covenant House (ES)	03T	LMC	\$10,303.45
2018	6	8622	6295235	DRMM Genesis II Chicago (ES)	03T	LMC	\$74,513.82
2018	6	8623	6295448	DRMM Genesis House III Fairview (ES)	03T	LMC	\$78,500.64
2018	6	8624	6274210	DRMM Genesis House III Fairview (Wm Ctr)	03T	LMC	\$139,994.71
2018	6	8631	6252640	Salvation Army (ES)	03T	LMC	\$7,059.21
2018	6	8631	6252641	Salvation Army (ES)	03T	LMC	\$10,261.94
2018	6	8631	6284881	Salvation Army (ES)	03T	LMC	\$9,791.67
2018	6	8631	6284883	Salvation Army (ES)	03T	LMC	\$8,356.07
2018	6	8631	6289040	Salvation Army (ES)	03T	LMC	\$9,825.29
2018	6	8631	6291791	Salvation Army (ES)	03T	LMC	\$9,209.97
2018	15	8650	6249521	Park Avenue Homeless Prevention (Relocation)	03T	LMC	\$40,449.74
2018	15	8650	6251616	Park Avenue Homeless Prevention (Relocation)	03T	LMC	\$17,304.25
2018	15	8650	6257968	Park Avenue Homeless Prevention (Relocation)	03T	LMC	\$51,028.65
2018	15	8650	6259754	Park Avenue Homeless Prevention (Relocation)	03T	LMC	\$28,659.48
					03T	Matrix Code	\$2,227,985.32
2011	8	7617	6199970	Adult Well Being Services	03Z	LMC	\$48,960.00
2011	8	7617	6217678	Adult Well Being Services	03Z	LMC	\$16,681.28
					03Z	Matrix Code	\$65,641.28
2017	8	8439	6164437	Delray United Action Council	05A	LMC	\$7,547.76
2017	8	8439	6187005	Delray United Action Council	05A	LMC	\$4,281.85



Office of Community Planning and Development
 U.S. Department of Housing and Urban Development
 Integrated Disbursement and Information System

DATE: 03-05-20
 TIME: 15:19
 PAGE: 1

PR26 - CDBG Financial Summary Report

Program Year 2018

DETROIT, MI

2017	8	8439	6194276	Delray United Action Council	05A	LMC	\$4,626.45
2017	8	8439	6203994	Delray United Action Council	05A	LMC	\$3,918.40
2017	8	8439	6214065	Delray United Action Council	05A	LMC	\$8,118.65
2017	8	8439	6224925	Delray United Action Council	05A	LMC	\$4,020.70
2017	8	8439	6235997	Delray United Action Council	05A	LMC	\$14,849.83
2017	8	8440	6181452	L&L Adult Day Care	05A	LMC	\$4,394.50
2017	8	8440	6191217	L&L Adult Day Care	05A	LMC	\$4,582.50
2017	8	8440	6199602	L&L Adult Day Care	05A	LMC	\$6,192.25
2017	8	8440	6209495	L&L Adult Day Care	05A	LMC	\$2,831.75
2017	8	8440	6216519	L&L Adult Day Care	05A	LMC	\$1,891.75
2017	8	8440	6226122	L&L Adult Day Care	05A	LMC	\$1,532.00
2017	8	8441	6157938	St. Patrick Senior Center	05A	LMC	\$10,582.00
2017	8	8441	6165343	St. Patrick Senior Center	05A	LMC	\$6,313.29
2017	8	8441	6185562	St. Patrick Senior Center	05A	LMC	\$2,933.27
2017	8	8441	6195612	St. Patrick Senior Center	05A	LMC	\$4,240.72
2017	8	8441	6203997	St. Patrick Senior Center	05A	LMC	\$3,191.32
2017	8	8441	6213597	St. Patrick Senior Center	05A	LMC	\$5,608.73
2017	8	8441	6226124	St. Patrick Senior Center	05A	LMC	\$2,517.28
2017	8	8441	6234962	St. Patrick Senior Center	05A	LMC	\$1,662.11
2018	8	8586	6244149	Delray United Action Council	05A	LMC	\$10,469.20
2018	8	8586	6247932	Delray United Action Council	05A	LMC	\$9,575.68
2018	8	8586	6258496	Delray United Action Council	05A	LMC	\$4,697.00
2018	8	8586	6267481	Delray United Action Council	05A	LMC	\$4,852.93
2018	8	8586	6278019	Delray United Action Council	05A	LMC	\$4,749.03
2018	8	8586	6295624	Delray United Action Council	05A	LMC	\$4,550.58
2018	8	8592	6246402	L&L Adult Day Care	05A	LMC	\$5,358.00
2018	8	8592	6246510	L&L Adult Day Care	05A	LMC	\$4,852.75
2018	8	8592	6252476	L&L Adult Day Care	05A	LMC	\$5,710.50
2018	8	8592	6265296	L&L Adult Day Care	05A	LMC	\$7,343.75
2018	8	8592	6273912	L&L Adult Day Care	05A	LMC	\$7,743.25
2018	8	8592	6284874	L&L Adult Day Care	05A	LMC	\$5,134.75
2018	8	8593	6251118	LASED	05A	LMC	\$6,627.97
2018	8	8593	6251122	LASED	05A	LMC	\$5,715.85
2018	8	8593	6257878	LASED	05A	LMC	\$6,119.20
2018	8	8593	6267490	LASED	05A	LMC	\$7,590.26
2018	8	8593	6278023	LASED	05A	LMC	\$5,790.76
2018	8	8593	6287268	LASED	05A	LMC	\$6,433.32
2018	8	8594	6251106	Luella Hannan Memorial	05A	LMC	\$5,578.00
2018	8	8594	6251110	Luella Hannan Memorial	05A	LMC	\$5,578.00
2018	8	8594	6258470	Luella Hannan Memorial	05A	LMC	\$5,578.00
2018	8	8594	6269215	Luella Hannan Memorial	05A	LMC	\$5,578.00
2018	8	8594	6277992	Luella Hannan Memorial	05A	LMC	\$8,367.00
2018	8	8594	6288468	Luella Hannan Memorial	05A	LMC	\$1,828.00
2018	8	8604	6245240	St. Patrick Senior Center	05A	LMC	\$3,186.47
2018	8	8604	6246419	St. Patrick Senior Center	05A	LMC	\$9,362.65
2018	8	8604	6259541	St. Patrick Senior Center	05A	LMC	\$13,414.97
2018	8	8604	6263920	St. Patrick Senior Center	05A	LMC	\$625.00
2018	8	8604	6271539	St. Patrick Senior Center	05A	LMC	\$13,358.72
2018	8	8604	6282885	St. Patrick Senior Center	05A	LMC	\$8,598.50
2018	8	8604	6292970	St. Patrick Senior Center	05A	LMC	\$4,398.89
					05A	Matrix Code	\$304,604.09
2016	9	8260	6165345	Greater Detroit Agency for the Blind	05B	LMC	\$3,848.28
2016	9	8260	6197631	Greater Detroit Agency for the Blind	05B	LMC	\$5,253.60
2016	9	8260	6197633	Greater Detroit Agency for the Blind	05B	LMC	\$6,934.18
2016	9	8260	6260722	Greater Detroit Agency for the Blind	05B	LMC	\$4,863.12
2016	9	8260	6260728	Greater Detroit Agency for the Blind	05B	LMC	\$3,050.71
2016	9	8260	6260730	Greater Detroit Agency for the Blind	05B	LMC	\$3,157.01
2016	9	8260	6263021	Greater Detroit Agency for the Blind	05B	LMC	\$2,903.52
2017	8	8429	6271525	Greater Detroit Agency for Blind	05B	LMC	\$4,057.62
2017	8	8429	6271528	Greater Detroit Agency for Blind	05B	LMC	\$3,076.46
2017	8	8429	6271530	Greater Detroit Agency for Blind	05B	LMC	\$3,813.20
2017	8	8429	6271532	Greater Detroit Agency for Blind	05B	LMC	\$3,504.20



Office of Community Planning and Development
 U.S. Department of Housing and Urban Development
 Integrated Disbursement and Information System
 PR26 - CDBG Financial Summary Report
 Program Year 2018
 DETROIT , MI

DATE: 03-05-20
 TIME: 15:19
 PAGE: 1

2017	8	8429	6290587	Greater Detroit Agency for Blind	05B	LMC	\$8,963.20
2017	8	8429	6296037	Greater Detroit Agency for Blind	05B	LMC	\$4,537.23
					05B	Matrix Code	\$57,962.33
2015	9	8153	6191568	Freedom House	05C	LMC	\$4,061.34
2015	9	8153	6191570	Freedom House	05C	LMC	\$4,265.01
2015	9	8153	6191573	Freedom House	05C	LMC	\$5,975.82
2015	9	8153	6193522	Freedom House	05C	LMC	\$6,921.44
2015	9	8153	6211214	Freedom House	05C	LMC	\$5,733.84
2015	9	8153	6219328	Freedom House	05C	LMC	\$8,218.03
2015	9	8153	6219332	Freedom House	05C	LMC	\$7,603.33
2015	9	8153	6225239	Freedom House	05C	LMC	\$9,248.61
2015	9	8153	6232257	Freedom House	05C	LMC	\$15.88
2015	9	8153	6235999	Freedom House	05C	LMC	\$11,533.65
2015	9	8153	6237285	Freedom House	05C	LMC	\$11,427.81
2015	9	8163	6153311	Southwest Counseling Solutions	05C	LMC	\$7,517.06
2016	9	8263	6157911	International Institute of Metropolitan Detroit	05C	LMC	\$4,457.23
2016	10	8305	6211390	Michigan Legal Services	05C	LMC	\$5,564.19
2017	6	8405	6208552	Legal Aid and Defender Association (HP)	05C	LMC	\$600.56
2017	6	8405	6208555	Legal Aid and Defender Association (HP)	05C	LMC	\$500.60
2017	6	8405	6209735	Legal Aid and Defender Association (HP)	05C	LMC	\$2,647.81
2017	6	8405	6211423	Legal Aid and Defender Association (HP)	05C	LMC	\$4,211.50
2017	6	8405	6219883	Legal Aid and Defender Association (HP)	05C	LMC	\$3,903.15
2017	6	8405	6219917	Legal Aid and Defender Association (HP)	05C	LMC	\$5,478.53
2017	6	8405	6229010	Legal Aid and Defender Association (HP)	05C	LMC	\$3,964.31
2017	6	8405	6239105	Legal Aid and Defender Association (HP)	05C	LMC	\$17,482.26
2017	6	8405	6247645	Legal Aid and Defender Association (HP)	05C	LMC	\$6,709.07
2017	6	8405	6258974	Legal Aid and Defender Association (HP)	05C	LMC	\$11,433.95
2017	6	8405	6268099	Legal Aid and Defender Association (HP)	05C	LMC	\$11,170.84
2017	6	8405	6286351	Legal Aid and Defender Association (HP)	05C	LMC	\$8,770.99
2017	6	8405	6291786	Legal Aid and Defender Association (HP)	05C	LMC	\$10,854.24
2017	6	8406	6206408	Neighborhood Legal Services of Mich (Wayne County) (HP)	05C	LMC	\$746.98
2017	6	8406	6206410	Neighborhood Legal Services of Mich (Wayne County) (HP)	05C	LMC	\$3,952.51
2017	6	8406	6206411	Neighborhood Legal Services of Mich (Wayne County) (HP)	05C	LMC	\$10,777.31
2017	6	8406	6206412	Neighborhood Legal Services of Mich (Wayne County) (HP)	05C	LMC	\$10,646.70
2017	6	8406	6206718	Neighborhood Legal Services of Mich (Wayne County) (HP)	05C	LMC	\$6,376.92
2017	6	8406	6209729	Neighborhood Legal Services of Mich (Wayne County) (HP)	05C	LMC	\$11,535.54
2017	6	8406	6215876	Neighborhood Legal Services of Mich (Wayne County) (HP)	05C	LMC	\$8,423.95
2017	6	8406	6218989	Neighborhood Legal Services of Mich (Wayne County) (HP)	05C	LMC	\$9,612.63
2017	6	8406	6229012	Neighborhood Legal Services of Mich (Wayne County) (HP)	05C	LMC	\$4,760.97
2017	6	8406	6239141	Neighborhood Legal Services of Mich (Wayne County) (HP)	05C	LMC	\$8,584.87
2017	6	8406	6247662	Neighborhood Legal Services of Mich (Wayne County) (HP)	05C	LMC	\$3,777.20
2017	6	8406	6259697	Neighborhood Legal Services of Mich (Wayne County) (HP)	05C	LMC	\$4,688.68
2017	6	8406	6266933	Neighborhood Legal Services of Mich (Wayne County) (HP)	05C	LMC	\$1,966.85
2017	6	8406	6279426	Neighborhood Legal Services of Mich (Wayne County) (HP)	05C	LMC	\$989.25
2017	6	8406	6290443	Neighborhood Legal Services of Mich (Wayne County) (HP)	05C	LMC	\$2,464.62
2017	6	8406	6299567	Neighborhood Legal Services of Mich (Wayne County) (HP)	05C	LMC	\$6,541.87
2017	8	8419	6190269	International Institute of Metro Detroit	05C	LMC	\$5,465.39
2017	8	8419	6197628	International Institute of Metro Detroit	05C	LMC	\$9,880.17
2017	8	8419	6204397	International Institute of Metro Detroit	05C	LMC	\$5,982.38
2017	8	8419	6219936	International Institute of Metro Detroit	05C	LMC	\$8,604.39
2017	8	8419	6224932	International Institute of Metro Detroit	05C	LMC	\$2,902.00
2017	8	8419	6228399	International Institute of Metro Detroit	05C	LMC	\$6,504.50
2017	8	8419	6237528	International Institute of Metro Detroit	05C	LMC	\$354.00
2018	8	8581	6244148	Accounting Aid Society	05C	LMC	\$9,075.00
2018	8	8581	6252475	Accounting Aid Society	05C	LMC	\$22,600.00
2018	8	8581	6256928	Accounting Aid Society	05C	LMC	\$36,685.00
2018	8	8581	6265474	Accounting Aid Society	05C	LMC	\$14,971.00
2018	8	8589	6279417	International Institute of Metropolitan Detroit	05C	LMC	\$8,612.94
2018	8	8589	6279421	International Institute of Metropolitan Detroit	05C	LMC	\$9,262.85
2018	8	8589	6279431	International Institute of Metropolitan Detroit	05C	LMC	\$5,032.01
2018	8	8589	6284592	International Institute of Metropolitan Detroit	05C	LMC	\$9,826.21
2018	8	8589	6294927	International Institute of Metropolitan Detroit	05C	LMC	\$6,941.62



Office of Community Planning and Development
 U.S. Department of Housing and Urban Development
 Integrated Disbursement and Information System
 PR26 - CDBG Financial Summary Report
 Program Year 2018
 DETROIT , MI

DATE: 03-05-20
 TIME: 15:19
 PAGE: 1

Year	Line Item	FY	Account	Activity	Category	Sub-Category	Amount
2018	8	8589	6296349	International Institute of Metropolitan Detroit	05C	LMC	\$8,083.28
						05C	Matrix Code
							\$446,900.64
2016	9	8251	6162188	Akebu-lan Village	05D	LMC	\$1,621.15
2016	9	8253	6203009	Charles Wright Museum of African American History	05D	LMC	\$3,950.00
2016	9	8253	6203010	Charles Wright Museum of African American History	05D	LMC	\$2,725.00
2016	9	8253	6203011	Charles Wright Museum of African American History	05D	LMC	\$2,225.00
2016	9	8253	6203013	Charles Wright Museum of African American History	05D	LMC	\$2,904.23
2016	9	8253	6251090	Charles Wright Museum of African American History	05D	LMC	\$442.25
2016	9	8253	6251092	Charles Wright Museum of African American History	05D	LMC	\$4,532.00
2016	9	8253	6257939	Charles Wright Museum of African American History	05D	LMC	\$3,125.00
2016	9	8255	6185064	Coleman A. Young Foundation	05D	LMC	\$431.29
2016	9	8255	6185072	Coleman A. Young Foundation	05D	LMC	\$3,056.66
2016	9	8255	6203989	Coleman A. Young Foundation	05D	LMC	\$2,456.77
2016	9	8255	6218566	Coleman A. Young Foundation	05D	LMC	\$2,955.46
2016	9	8262	6214667	Immanuel Lutheran	05D	LMC	\$472.50
2016	9	8262	6214669	Immanuel Lutheran	05D	LMC	\$967.05
2016	9	8262	6214671	Immanuel Lutheran	05D	LMC	\$585.14
2016	9	8262	6225228	Immanuel Lutheran	05D	LMC	\$1,634.25
2016	9	8262	6225367	Immanuel Lutheran	05D	LMC	\$1,348.71
2016	9	8262	6226153	Immanuel Lutheran	05D	LMC	\$836.33
2016	9	8262	6243962	Immanuel Lutheran	05D	LMC	\$5,673.65
2016	9	8262	6246797	Immanuel Lutheran	05D	LMC	\$1,102.50
2016	9	8262	6246798	Immanuel Lutheran	05D	LMC	\$1,212.29
2016	9	8262	6249922	Immanuel Lutheran	05D	LMC	\$1,811.65
2016	9	8262	6249933	Immanuel Lutheran	05D	LMC	\$5,321.14
2016	9	8262	6251115	Immanuel Lutheran	05D	LMC	\$864.40
2016	9	8262	6257865	Immanuel Lutheran	05D	LMC	\$389.98
2016	9	8262	6257867	Immanuel Lutheran	05D	LMC	\$210.93
2016	9	8262	6257868	Immanuel Lutheran	05D	LMC	\$191.10
2016	9	8262	6257869	Immanuel Lutheran	05D	LMC	\$435.57
2016	9	8262	6257870	Immanuel Lutheran	05D	LMC	\$6,407.65
2016	9	8262	6257871	Immanuel Lutheran	05D	LMC	\$275.35
2016	9	8262	6257874	Immanuel Lutheran	05D	LMC	\$971.82
2016	9	8262	6258950	Immanuel Lutheran	05D	LMC	\$1,702.11
2016	9	8262	6258959	Immanuel Lutheran	05D	LMC	\$2,400.70
2016	9	8262	6258961	Immanuel Lutheran	05D	LMC	\$1,588.02
2016	9	8262	6260055	Immanuel Lutheran	05D	LMC	\$630.00
2016	9	8262	6260056	Immanuel Lutheran	05D	LMC	\$420.00
2016	9	8262	6261570	Immanuel Lutheran	05D	LMC	\$1,777.95
2016	9	8262	6262177	Immanuel Lutheran	05D	LMC	\$132.70
2016	9	8262	6265298	Immanuel Lutheran	05D	LMC	\$374.14
2016	9	8272	6192543	Restaurant Opportunity Center of MI	05D	LMC	\$3,538.68
2016	9	8272	6196393	Restaurant Opportunity Center of MI	05D	LMC	\$4,376.76
2016	9	8272	6201529	Restaurant Opportunity Center of MI	05D	LMC	\$3,719.33
2016	9	8272	6218568	Restaurant Opportunity Center of MI	05D	LMC	\$3,674.51
2016	9	8272	6225225	Restaurant Opportunity Center of MI	05D	LMC	\$4,535.80
2016	9	8272	6225226	Restaurant Opportunity Center of MI	05D	LMC	\$3,178.52
2016	9	8275	6192312	Southwest Detroit Business Assoc.	05D	LMC	\$3,317.86
2016	9	8275	6192314	Southwest Detroit Business Assoc.	05D	LMC	\$3,299.37
2016	9	8275	6192453	Southwest Detroit Business Assoc.	05D	LMC	\$3,921.37
2016	9	8275	6192455	Southwest Detroit Business Assoc.	05D	LMC	\$5,468.00
2016	9	8279	6163101	The Youth Connection	05D	LMC	\$4,639.57
2016	9	8279	6210404	The Youth Connection	05D	LMC	\$10,509.56
2016	9	8279	6210407	The Youth Connection	05D	LMC	\$1,398.15
2017	8	8415	6234092	Coleman A. Young Foundation	05D	LMC	\$2,099.22
2017	8	8415	6234098	Coleman A. Young Foundation	05D	LMC	\$2,513.44
2017	8	8415	6243862	Coleman A. Young Foundation	05D	LMC	\$890.00
2017	8	8415	6243864	Coleman A. Young Foundation	05D	LMC	\$3,205.00
2017	8	8415	6243866	Coleman A. Young Foundation	05D	LMC	\$7,703.00
2017	8	8415	6273920	Coleman A. Young Foundation	05D	LMC	\$3,309.91
2017	8	8415	6277987	Coleman A. Young Foundation	05D	LMC	\$2,403.56
2017	8	8415	6287264	Coleman A. Young Foundation	05D	LMC	\$692.50



Office of Community Planning and Development
 U.S. Department of Housing and Urban Development
 Integrated Disbursement and Information System
 PR26 - CDBG Financial Summary Report
 Program Year 2018
 DETROIT , MI

DATE: 03-05-20
 TIME: 15:19
 PAGE: 1

2017	8	8416	6208571	DAPCEP	05D	LMC	\$10,906.97
2017	8	8416	6214069	DAPCEP	05D	LMC	\$18,092.11
2017	8	8416	6243361	DAPCEP	05D	LMC	\$1,291.80
2017	8	8416	6243366	DAPCEP	05D	LMC	\$634.09
2017	8	8416	6247928	DAPCEP	05D	LMC	\$3,262.84
2017	8	8416	6261532	DAPCEP	05D	LMC	\$20,737.38
2017	8	8416	6299264	DAPCEP	05D	LMC	\$18,063.20
2017	8	8416	6302599	DAPCEP	05D	LMC	\$12,319.40
2017	8	8420	6185083	Kendall CDC	05D	LMC	\$59.99
2017	8	8420	6201548	Kendall CDC	05D	LMC	\$253.00
2017	8	8420	6207937	Kendall CDC	05D	LMC	\$1,499.68
2017	8	8420	6211387	Kendall CDC	05D	LMC	\$480.00
2017	8	8420	6211388	Kendall CDC	05D	LMC	\$2,975.68
2017	8	8420	6237283	Kendall CDC	05D	LMC	\$1,143.34
2017	8	8420	6237284	Kendall CDC	05D	LMC	\$2,241.49
2017	8	8420	6270508	Kendall CDC	05D	LMC	\$400.00
2017	8	8420	6271534	Kendall CDC	05D	LMC	\$3,555.82
2017	8	8421	6191673	Mercy Education Project	05D	LMC	\$6,539.39
2017	8	8421	6194255	Mercy Education Project	05D	LMC	\$9,809.04
2017	8	8421	6194260	Mercy Education Project	05D	LMC	\$6,539.36
2017	8	8421	6195981	Mercy Education Project	05D	LMC	\$6,539.36
2017	8	8421	6195983	Mercy Education Project	05D	LMC	\$5,995.36
2017	8	8421	6200998	Mercy Education Project	05D	LMC	\$4,971.36
2017	8	8421	6201000	Mercy Education Project	05D	LMC	\$6,256.04
2017	8	8421	6206716	Mercy Education Project	05D	LMC	\$4,681.43
2017	8	8421	6213581	Mercy Education Project	05D	LMC	\$5,451.36
2017	8	8421	6225167	Mercy Education Project	05D	LMC	\$5,995.36
2017	8	8421	6234958	Mercy Education Project	05D	LMC	\$6,539.36
2017	8	8424	6247922	The Youth Connection	05D	LMC	\$12,914.62
2017	8	8424	6251221	The Youth Connection	05D	LMC	\$10,065.77
2017	8	8424	6257957	The Youth Connection	05D	LMC	\$4,406.29
2017	8	8424	6277986	The Youth Connection	05D	LMC	\$5,063.76
2017	8	8424	6284602	The Youth Connection	05D	LMC	\$1,003.41
2017	8	8424	6295024	The Youth Connection	05D	LMC	\$1,476.63
2017	8	8424	6295632	The Youth Connection	05D	LMC	\$11,716.20
2017	8	8425	6162183	Urban Neigborhood Initiative	05D	LMC	\$7,081.24
2017	8	8425	6165467	Urban Neigborhood Initiative	05D	LMC	\$7,665.91
2017	8	8425	6165468	Urban Neigborhood Initiative	05D	LMC	\$7,693.21
2017	8	8425	6188432	Urban Neigborhood Initiative	05D	LMC	\$8,313.43
2017	8	8425	6209738	Urban Neigborhood Initiative	05D	LMC	\$4,959.02
2017	8	8425	6217600	Urban Neigborhood Initiative	05D	LMC	\$4,399.89
2017	8	8425	6219852	Urban Neigborhood Initiative	05D	LMC	\$8,421.17
2017	8	8425	6225172	Urban Neigborhood Initiative	05D	LMC	\$12,790.31
2017	8	8425	6234103	Urban Neigborhood Initiative	05D	LMC	\$9,353.77
2017	8	8426	6191171	Wellspring	05D	LMC	\$7,673.78
2017	8	8426	6194008	Wellspring	05D	LMC	\$8,556.37
2017	8	8426	6199975	Wellspring	05D	LMC	\$9,445.79
2017	8	8426	6199976	Wellspring	05D	LMC	\$8,368.36
2017	8	8426	6199977	Wellspring	05D	LMC	\$7,532.10
2017	8	8426	6199978	Wellspring	05D	LMC	\$10,341.68
2017	8	8426	6211339	Wellspring	05D	LMC	\$7,357.04
2017	8	8426	6213623	Wellspring	05D	LMC	\$8,648.71
2017	8	8426	6216521	Wellspring	05D	LMC	\$108.14
2017	8	8427	6165360	YMCA	05D	LMC	\$716.60
2017	8	8427	6204401	YMCA	05D	LMC	\$2,373.34
2017	8	8427	6226154	YMCA	05D	LMC	\$7,740.08
2017	8	8427	6229068	YMCA	05D	LMC	\$15,269.05
2017	8	8432	6191169	Alkebu-lan Village	05D	LMC	\$6,654.77
2017	8	8432	6204847	Alkebu-lan Village	05D	LMC	\$6,547.11
2017	8	8432	6204849	Alkebu-lan Village	05D	LMC	\$5,645.25
2017	8	8432	6206713	Alkebu-lan Village	05D	LMC	\$4,787.90
2017	8	8432	6209615	Alkebu-lan Village	05D	LMC	\$4,436.41



Office of Community Planning and Development
 U.S. Department of Housing and Urban Development
 Integrated Disbursement and Information System
 PR26 - CDBG Financial Summary Report
 Program Year 2018
 DETROIT , MI

DATE: 03-05-20
 TIME: 15:19
 PAGE: 1

2017	8	8432	6209732	Alkebu-lan Village	05D	LMC	\$5,108.75
2017	8	8432	6216516	Alkebu-lan Village	05D	LMC	\$8,932.37
2017	8	8432	6227127	Alkebu-lan Village	05D	LMC	\$8,703.28
2017	8	8432	6240158	Alkebu-lan Village	05D	LMC	\$6,206.70
2017	8	8433	6184939	People's Community Services	05D	LMC	\$6,310.71
2017	8	8433	6196408	People's Community Services	05D	LMC	\$5,307.77
2017	8	8433	6203016	People's Community Services	05D	LMC	\$1,108.14
2017	8	8433	6213620	People's Community Services	05D	LMC	\$401.58
2017	8	8433	6226166	People's Community Services	05D	LMC	\$2,963.07
2017	8	8433	6229394	People's Community Services	05D	LMC	\$4,038.01
2017	8	8433	6263537	People's Community Services	05D	LMC	\$7,133.33
2017	8	8433	6263538	People's Community Services	05D	LMC	\$4,428.72
2017	8	8433	6263539	People's Community Services	05D	LMC	\$7,038.84
2017	8	8433	6273917	People's Community Services	05D	LMC	\$6,045.99
2017	8	8434	6203017	Clark Park Coalition	05D	LMC	\$5,196.96
2017	8	8434	6206388	Clark Park Coalition	05D	LMC	\$5,077.96
2017	8	8434	6206391	Clark Park Coalition	05D	LMC	\$7,134.89
2017	8	8434	6206393	Clark Park Coalition	05D	LMC	\$5,994.98
2017	8	8434	6206400	Clark Park Coalition	05D	LMC	\$3,311.38
2017	8	8434	6219861	Clark Park Coalition	05D	LMC	\$5,571.13
2017	8	8434	6234100	Clark Park Coalition	05D	LMC	\$5,604.82
2017	8	8434	6234473	Clark Park Coalition	05D	LMC	\$15,886.56
2017	8	8434	6243604	Clark Park Coalition	05D	LMC	\$10,220.61
2017	8	8434	6275839	Clark Park Coalition	05D	LMC	\$3,499.71
2017	8	8435	6206714	Police Athletic League	05D	LMC	\$25,230.51
2017	8	8435	6218567	Police Athletic League	05D	LMC	\$18,298.63
2017	8	8435	6231855	Police Athletic League	05D	LMC	\$4,830.24
2017	8	8435	6240166	Police Athletic League	05D	LMC	\$1,456.27
2017	8	8435	6246687	Police Athletic League	05D	LMC	\$5,501.42
2017	8	8436	6226297	Mosaic Youth Theatre	05D	LMC	\$9,927.17
2017	8	8436	6229002	Mosaic Youth Theatre	05D	LMC	\$9,163.66
2017	8	8436	6229008	Mosaic Youth Theatre	05D	LMC	\$10,706.60
2017	8	8436	6229011	Mosaic Youth Theatre	05D	LMC	\$9,663.66
2017	8	8436	6229013	Mosaic Youth Theatre	05D	LMC	\$9,087.70
2017	8	8436	6229017	Mosaic Youth Theatre	05D	LMC	\$5,956.33
2017	8	8436	6229019	Mosaic Youth Theatre	05D	LMC	\$2,636.23
2017	8	8436	6229024	Mosaic Youth Theatre	05D	LMC	\$2,603.66
2017	8	8436	6250083	Mosaic Youth Theatre	05D	LMC	\$254.99
2018	8	8582	6297111	Alkebu-lan Village	05D	LMC	\$4,159.42
2018	8	8582	6297472	Alkebu-lan Village	05D	LMC	\$6,358.58
2018	8	8582	6297475	Alkebu-lan Village	05D	LMC	\$4,899.46
2018	8	8582	6297484	Alkebu-lan Village	05D	LMC	\$7,911.78
2018	8	8584	6282897	Clark Park Coalition	05D	LMC	\$4,262.53
2018	8	8584	6287256	Clark Park Coalition	05D	LMC	\$7,308.94
2018	8	8584	6299290	Clark Park Coalition	05D	LMC	\$4,068.54
2018	8	8584	6299300	Clark Park Coalition	05D	LMC	\$10,976.31
2018	8	8584	6301769	Clark Park Coalition	05D	LMC	\$3,315.55
2018	8	8584	6301786	Clark Park Coalition	05D	LMC	\$3,672.53
2018	8	8597	6292967	Neighborhood Legal Services (Wayne County)	05D	LMC	\$4,870.17
2018	8	8597	6292968	Neighborhood Legal Services (Wayne County)	05D	LMC	\$4,984.44
2018	8	8597	6297129	Neighborhood Legal Services (Wayne County)	05D	LMC	\$5,216.24
2018	8	8598	6297114	People's Community Services	05D	LMC	\$4,001.96
2018	8	8598	6299305	People's Community Services	05D	LMC	\$5,351.66
2018	8	8599	6295028	Police Athletic League	05D	LMC	\$3,752.01
2018	8	8599	6295626	Police Athletic League	05D	LMC	\$3,826.65
2018	8	8599	6295627	Police Athletic League	05D	LMC	\$7,148.41
2018	8	8603	6301782	Sowing Empowerment & Econ Dev (SEED, Inc.)	05D	LMC	\$16,750.00
2018	8	8603	6301784	Sowing Empowerment & Econ Dev (SEED, Inc.)	05D	LMC	\$2,500.00
2018	8	8610	6274462	Urban Neighborhood Initiative	05D	LMC	\$7,435.30
2018	8	8610	6274463	Urban Neighborhood Initiative	05D	LMC	\$7,113.04
2018	8	8610	6274996	Urban Neighborhood Initiative	05D	LMC	\$6,039.24
2018	8	8610	6274997	Urban Neighborhood Initiative	05D	LMC	\$6,815.48



Office of Community Planning and Development
 U.S. Department of Housing and Urban Development
 Integrated Disbursement and Information System
 PR26 - CDBG Financial Summary Report
 Program Year 2018
 DETROIT , MI

DATE: 03-05-20
 TIME: 15:19
 PAGE: 1

2018	8	8610	6279227	Urban Neighborhood Initiative	05D	LMC	\$11,378.05
2018	8	8610	6288471	Urban Neighborhood Initiative	05D	LMC	\$8,119.59
2018	8	8611	6260733	Wellspring	05D	LMC	\$5,960.29
2018	8	8611	6263923	Wellspring	05D	LMC	\$13,699.03
2018	8	8611	6267470	Wellspring	05D	LMC	\$11,657.93
2018	8	8611	6273918	Wellspring	05D	LMC	\$12,702.68
2018	8	8611	6291790	Wellspring	05D	LMC	\$11,662.37
							05D Matrix Code \$1,029,779.38
2016	9	8258	6192635	Focus: Hope	05H	LMC	\$6,533.69
2016	9	8258	6199597	Focus: Hope	05H	LMC	\$6,091.35
2016	9	8258	6203996	Focus: Hope	05H	LMC	\$8,057.98
2016	9	8258	6211336	Focus: Hope	05H	LMC	\$14,783.52
2016	9	8258	6218563	Focus: Hope	05H	LMC	\$22,154.10
2016	9	8258	6226123	Focus: Hope	05H	LMC	\$19,792.92
2016	9	8258	6250950	Focus: Hope	05H	LMC	\$2,280.00
2017	8	8417	6166624	Dominican Literacy Center	05H	LMC	\$6,219.73
2017	8	8417	6182284	Dominican Literacy Center	05H	LMC	\$7,510.96
2017	8	8417	6195156	Dominican Literacy Center	05H	LMC	\$5,911.66
2017	8	8417	6203749	Dominican Literacy Center	05H	LMC	\$8,297.25
2017	8	8417	6213578	Dominican Literacy Center	05H	LMC	\$6,109.15
2017	8	8417	6224921	Dominican Literacy Center	05H	LMC	\$7,348.61
2017	8	8417	6234965	Dominican Literacy Center	05H	LMC	\$3,836.03
2017	8	8422	6186701	Siena Literacy Center	05H	LMC	\$269.36
2017	8	8422	6186702	Siena Literacy Center	05H	LMC	\$4,534.07
2017	8	8422	6196009	Siena Literacy Center	05H	LMC	\$5,670.84
2017	8	8422	6201001	Siena Literacy Center	05H	LMC	\$5,036.61
2017	8	8422	6213589	Siena Literacy Center	05H	LMC	\$4,194.58
2017	8	8422	6219862	Siena Literacy Center	05H	LMC	\$9,512.70
2017	8	8422	6231862	Siena Literacy Center	05H	LMC	\$5,768.29
2017	8	8422	6240168	Siena Literacy Center	05H	LMC	\$4,703.89
2017	8	8422	6246507	Siena Literacy Center	05H	LMC	\$5,601.40
2017	8	8422	6258484	Siena Literacy Center	05H	LMC	\$4,774.07
2017	8	8422	6277994	Siena Literacy Center	05H	LMC	\$9,445.44
2017	8	8422	6290403	Siena Literacy Center	05H	LMC	\$3,648.95
2017	8	8422	6290408	Siena Literacy Center	05H	LMC	\$3,374.80
2017	8	8423	6186722	St. Vincent and Sarah Fisher Ctr	05H	LMC	\$5,714.64
2017	8	8423	6200371	St. Vincent and Sarah Fisher Ctr	05H	LMC	\$5,027.95
2017	8	8423	6201541	St. Vincent and Sarah Fisher Ctr	05H	LMC	\$4,674.22
2018	8	8587	6258471	Dominican Literacy	05H	LMC	\$4,889.67
2018	8	8587	6258474	Dominican Literacy	05H	LMC	\$6,441.59
2018	8	8587	6258478	Dominican Literacy	05H	LMC	\$2,924.08
2018	8	8587	6267473	Dominican Literacy	05H	LMC	\$7,083.58
2018	8	8587	6278022	Dominican Literacy	05H	LMC	\$7,772.86
2018	8	8587	6288470	Dominican Literacy	05H	LMC	\$5,824.96
2018	8	8600	6298095	Restaurant Opportunity Center of Michigan	05H	LMC	\$5,347.80
2018	8	8600	6298111	Restaurant Opportunity Center of Michigan	05H	LMC	\$4,342.76
2018	8	8600	6298159	Restaurant Opportunity Center of Michigan	05H	LMC	\$5,100.48
2018	8	8600	6298160	Restaurant Opportunity Center of Michigan	05H	LMC	\$4,417.78
2018	8	8605	6250238	St. Vincent and Sarah Fisher Ctr.	05H	LMC	\$20,737.00
2018	8	8605	6250241	St. Vincent and Sarah Fisher Ctr.	05H	LMC	\$20,154.87
2018	8	8605	6257033	St. Vincent and Sarah Fisher Ctr.	05H	LMC	\$19,680.98
2018	8	8605	6265314	St. Vincent and Sarah Fisher Ctr.	05H	LMC	\$14,800.73
2018	8	8605	6277983	St. Vincent and Sarah Fisher Ctr.	05H	LMC	\$2,658.42
							05H Matrix Code \$339,056.32
2017	8	8437	6209616	Jefferson Business Association	05I	LMA	\$1,806.97
2017	8	8437	6209617	Jefferson Business Association	05I	LMA	\$3,953.08
2017	8	8437	6210398	Jefferson Business Association	05I	LMA	\$2,055.09
2017	8	8437	6211326	Jefferson Business Association	05I	LMA	\$14,909.98
2017	8	8437	6226161	Jefferson Business Association	05I	LMA	\$9,217.10
2017	8	8437	6240163	Jefferson Business Association	05I	LMA	\$11,610.04
2018	8	8264	6164443	Jefferson East Business Association	05I	LMA	\$5,213.95
							05I Matrix Code \$48,766.21



Office of Community Planning and Development
 U.S. Department of Housing and Urban Development
 Integrated Disbursement and Information System
 PR26 - CDBG Financial Summary Report
 Program Year 2018
 DETROIT , MI

DATE: 03-05-20
 TIME: 15:19
 PAGE: 1

2016	9	8252	6163097	Alzheimer's Association	05M	LMC	\$60,000.00
2016	9	8268	6158791	Matrix Human Services	05M	LMC	\$6,898.86
2017	8	8428	6162186	Joy-Southfield CDC	05M	LMC	\$6,745.55
2017	8	8428	6182398	Joy-Southfield CDC	05M	LMC	\$7,633.16
2017	8	8428	6194264	Joy-Southfield CDC	05M	LMC	\$935.85
2017	8	8428	6194266	Joy-Southfield CDC	05M	LMC	\$8,909.15
2017	8	8428	6201530	Joy-Southfield CDC	05M	LMC	\$6,859.74
2017	8	8428	6201533	Joy-Southfield CDC	05M	LMC	\$100.00
2017	8	8428	6210402	Joy-Southfield CDC	05M	LMC	\$7,227.22
2017	8	8428	6216522	Joy-Southfield CDC	05M	LMC	\$6,486.83
2017	8	8428	6226116	Joy-Southfield CDC	05M	LMC	\$787.43
2017	8	8430	6185571	The Yunion	05M	LMC	\$7,063.78
2017	8	8430	6199603	The Yunion	05M	LMC	\$4,083.90
2017	8	8430	6209619	The Yunion	05M	LMC	\$6,418.30
2017	8	8430	6219822	The Yunion	05M	LMC	\$5,202.37
2017	8	8430	6225161	The Yunion	05M	LMC	\$8,164.57
2017	8	8430	6245243	The Yunion	05M	LMC	\$5,264.32
2017	8	8430	6247466	The Yunion	05M	LMC	\$4,628.58
2017	8	8430	6279322	The Yunion	05M	LMC	\$11,211.06
2017	8	8430	6281908	The Yunion	05M	LMC	\$11,342.75
2017	8	8430	6287271	The Yunion	05M	LMC	\$6,429.31
2017	8	8430	6295628	The Yunion	05M	LMC	\$7,489.06
2017	8	8431	6186692	World Medical Relief	05M	LMC	\$1,241.51
2017	8	8431	6186694	World Medical Relief	05M	LMC	\$5,194.26
2017	8	8431	6194269	World Medical Relief	05M	LMC	\$4,583.49
2017	8	8431	6203015	World Medical Relief	05M	LMC	\$6,887.15
2017	8	8431	6214072	World Medical Relief	05M	LMC	\$6,758.64
2017	8	8431	6227128	World Medical Relief	05M	LMC	\$5,249.63
2017	8	8431	6232260	World Medical Relief	05M	LMC	\$4,378.82
2017	8	8431	6237906	World Medical Relief	05M	LMC	\$11,296.59
2017	8	8438	6290379	Alzheimer's Association	05M	LMC	\$18,266.70
2017	8	8438	6290381	Alzheimer's Association	05M	LMC	\$4,583.40
2017	8	8438	6292966	Alzheimer's Association	05M	LMC	\$9,985.23
2017	8	8438	6292991	Alzheimer's Association	05M	LMC	\$19,790.94
2017	8	8438	6292994	Alzheimer's Association	05M	LMC	\$4,721.01
2017	8	8438	6292998	Alzheimer's Association	05M	LMC	\$12,652.72
2018	8	8591	6290401	Joy-Southfield CDC	05M	LMC	\$10,765.22
2018	8	8591	6290583	Joy-Southfield CDC	05M	LMC	\$4,776.62
2018	8	8591	6290584	Joy-Southfield CDC	05M	LMC	\$3,735.00
2018	8	8591	6290585	Joy-Southfield CDC	05M	LMC	\$5,535.64
2018	8	8591	6290586	Joy-Southfield CDC	05M	LMC	\$10,046.87
2018	8	8591	6295974	Joy-Southfield CDC	05M	LMC	\$6,455.64
2018	8	8674	6291203	World Medical Relief	05M	LMC	\$5,501.98
2018	8	8674	6291305	World Medical Relief	05M	LMC	\$5,275.13
2018	8	8674	6291307	World Medical Relief	05M	LMC	\$3,832.70
2018	8	8674	6296339	World Medical Relief	05M	LMC	\$5,401.85
2018	8	8674	6297117	World Medical Relief	05M	LMC	\$6,227.21
2018	8	8674	6302604	World Medical Relief	05M	LMC	\$5,072.87
					05M	Matrix Code	\$378,098.61
2016	10	8285	6199598	Black Family Development	05Q	LMC	\$6,877.98
2016	10	8285	6199599	Black Family Development	05Q	LMC	\$4,937.27
2016	10	8285	6203022	Black Family Development	05Q	LMC	\$4,996.79
2016	10	8285	6215910	Black Family Development	05Q	LMC	\$4,924.27
2016	10	8285	6226159	Black Family Development	05Q	LMC	\$7,937.46
2016	10	8285	6240160	Black Family Development	05Q	LMC	\$15,935.80
2016	10	8286	6167372	Bridging Communities	05Q	LMC	\$5,713.64
2017	6	8407	6204094	United Community Housing Coalition (HP)	05Q	LMC	\$10,392.29
2017	6	8407	6204390	United Community Housing Coalition (HP)	05Q	LMC	\$5,932.95
2017	6	8407	6204466	United Community Housing Coalition (HP)	05Q	LMC	\$3,457.71
2017	6	8407	6204574	United Community Housing Coalition (HP)	05Q	LMC	\$4,146.83
2017	6	8407	6204576	United Community Housing Coalition (HP)	05Q	LMC	\$3,522.36
2017	6	8407	6204589	United Community Housing Coalition (HP)	05Q	LMC	\$6,911.03



Office of Community Planning and Development
 U.S. Department of Housing and Urban Development
 Integrated Disbursement and Information System
 PR26 - CDBG Financial Summary Report
 Program Year 2018
 DETROIT , MI

DATE: 03-05-20
 TIME: 15:19
 PAGE: 1

2017	6	8407	6204592	United Community Housing Coalition (HP)	05Q	LMC	\$3,835.80
2017	6	8407	6204631	United Community Housing Coalition (HP)	05Q	LMC	\$11,373.15
2017	6	8407	6240667	United Community Housing Coalition (HP)	05Q	LMC	\$6,264.41
2017	6	8407	6240668	United Community Housing Coalition (HP)	05Q	LMC	\$14,190.28
2017	6	8407	6246390	United Community Housing Coalition (HP)	05Q	LMC	\$24,973.87
2017	6	8407	6251613	United Community Housing Coalition (HP)	05Q	LMC	\$4,999.32
					05Q	Matrix Code	\$151,323.21
2016	10	8292	6226290	Community Home and Support	05S	LMH	\$4,029.53
2016	10	8292	6226303	Community Home and Support	05S	LMH	\$14,232.81
2016	10	8292	6226324	Community Home and Support	05S	LMH	\$12,383.04
2016	10	8292	6226338	Community Home and Support	05S	LMH	\$12,823.83
2016	10	8292	6226342	Community Home and Support	05S	LMH	\$13,592.12
2016	10	8292	6226363	Community Home and Support	05S	LMH	\$4,213.72
2016	10	8292	6226444	Community Home and Support	05S	LMH	\$19,038.18
2016	10	8292	6226449	Community Home and Support	05S	LMH	\$14,045.31
2016	10	8312	6163389	Southwest Counseling Solutions	05S	LMH	\$5,010.54
2016	10	8312	6165375	Southwest Counseling Solutions	05S	LMH	\$4,388.38
2016	10	8312	6231575	Southwest Counseling Solutions	05S	LMH	\$6,487.72
2016	10	8312	6231576	Southwest Counseling Solutions	05S	LMH	\$4,581.15
2016	10	8312	6243167	Southwest Counseling Solutions	05S	LMH	\$19,564.68
2016	10	8312	6243168	Southwest Counseling Solutions	05S	LMH	\$4,561.21
2016	10	8312	6243170	Southwest Counseling Solutions	05S	LMH	\$7,256.03
2016	10	8312	6243171	Southwest Counseling Solutions	05S	LMH	\$5,236.77
2016	10	8312	6243648	Southwest Counseling Solutions	05S	LMH	\$31,254.69
2016	10	8312	6256583	Southwest Counseling Solutions	05S	LMH	\$11,187.69
2017	6	8408	6199291	Neighborhood Legal Services Mich (Wayne County) (RR)	05S	LMH	\$6,115.39
2017	6	8408	6199293	Neighborhood Legal Services Mich (Wayne County) (RR)	05S	LMH	\$10,454.56
2017	6	8408	6199296	Neighborhood Legal Services Mich (Wayne County) (RR)	05S	LMH	\$14,792.69
2017	6	8408	6199298	Neighborhood Legal Services Mich (Wayne County) (RR)	05S	LMH	\$9,118.46
2017	6	8408	6199301	Neighborhood Legal Services Mich (Wayne County) (RR)	05S	LMH	\$6,866.23
2017	6	8408	6205157	Neighborhood Legal Services Mich (Wayne County) (RR)	05S	LMH	\$8,940.34
2017	6	8408	6205161	Neighborhood Legal Services Mich (Wayne County) (RR)	05S	LMH	\$7,185.86
2017	6	8408	6209730	Neighborhood Legal Services Mich (Wayne County) (RR)	05S	LMH	\$5,617.62
2017	6	8408	6214649	Neighborhood Legal Services Mich (Wayne County) (RR)	05S	LMH	\$6,865.27
2017	6	8408	6219858	Neighborhood Legal Services Mich (Wayne County) (RR)	05S	LMH	\$6,877.13
2017	6	8408	6227198	Neighborhood Legal Services Mich (Wayne County) (RR)	05S	LMH	\$5,260.78
2017	6	8408	6239139	Neighborhood Legal Services Mich (Wayne County) (RR)	05S	LMH	\$2,822.02
2017	6	8408	6247953	Neighborhood Legal Services Mich (Wayne County) (RR)	05S	LMH	\$5,013.98
2017	6	8408	6258386	Neighborhood Legal Services Mich (Wayne County) (RR)	05S	LMH	\$19,075.58
2017	6	8408	6266935	Neighborhood Legal Services Mich (Wayne County) (RR)	05S	LMH	\$18,155.55
2017	6	8408	6279217	Neighborhood Legal Services Mich (Wayne County) (RR)	05S	LMH	\$23,118.78
2017	6	8408	6288716	Neighborhood Legal Services Mich (Wayne County) (RR)	05S	LMH	\$15,164.24
2017	6	8410	6281226	Southwest Solutions (RR)	05S	LMH	\$14,642.38
2017	6	8410	6281229	Southwest Solutions (RR)	05S	LMH	\$13,610.02
2017	6	8410	6288722	Southwest Solutions (RR)	05S	LMH	\$11,108.18
2017	6	8410	6297502	Southwest Solutions (RR)	05S	LMH	\$29,473.51
2017	6	8410	6297584	Southwest Solutions (RR)	05S	LMH	\$43,590.81
					05S	Matrix Code	\$477,756.78
2018	13	8540	6216186	Home Ownership Assistance (Brightmoor)	13B	LMH	\$400,000.00
2018	13	8540	6216189	Home Ownership Assistance (Brightmoor)	13B	LMH	\$36,996.80
2018	13	8540	6216192	Home Ownership Assistance (Brightmoor)	13B	LMH	\$1,200.00
2018	13	8540	6216194	Home Ownership Assistance (Brightmoor)	13B	LMH	\$1,200.00
2018	13	8540	6216195	Home Ownership Assistance (Brightmoor)	13B	LMH	\$893.50
2018	13	8540	6257372	Home Ownership Assistance (Brightmoor)	13B	LMH	\$4,055.00
2018	13	8540	6257374	Home Ownership Assistance (Brightmoor)	13B	LMH	\$2,400.00
2018	13	8540	6257375	Home Ownership Assistance (Brightmoor)	13B	LMH	\$3,254.70
					13B	Matrix Code	\$450,000.00
2014	109	8067	6212496	CDBG Housing Rehab Loan Program (City-Wide)	14A	LMH	\$158,266.67
2014	109	8067	6218222	CDBG Housing Rehab Loan Program (City-Wide)	14A	LMH	\$597,162.00
2014	109	8067	6252006	CDBG Housing Rehab Loan Program (City-Wide)	14A	LMH	\$219,894.00
2014	117	8168	6215934	Lead Program (Lead Match)	14A	LMH	\$530.00
2014	117	8168	6215937	Lead Program (Lead Match)	14A	LMH	\$800.00



Office of Community Planning and Development
 U.S. Department of Housing and Urban Development
 Integrated Disbursement and Information System

DATE: 03-05-20
 TIME: 15:19
 PAGE: 1

PR26 - CDBG Financial Summary Report
 Program Year 2018
 DETROIT , MI

2014	117	8168	6215940	Lead Program (Lead Match)	14A	LMH	\$225.00
2015	4	8206	6163106	CDBG Housing Rehab Loan Program City-Wide (2015)	14A	LMH	\$85,185.00
2015	4	8206	6209499	CDBG Housing Rehab Loan Program City-Wide (2015)	14A	LMH	\$45,195.00
2015	4	8206	6209500	CDBG Housing Rehab Loan Program City-Wide (2015)	14A	LMH	\$50,160.00
2015	4	8206	6216703	CDBG Housing Rehab Loan Program City-Wide (2015)	14A	LMH	\$53,135.00
2015	4	8206	6217004	CDBG Housing Rehab Loan Program City-Wide (2015)	14A	LMH	\$119,865.00
2015	4	8206	6217282	CDBG Housing Rehab Loan Program City-Wide (2015)	14A	LMH	\$2,400.00
2015	4	8206	6217614	CDBG Housing Rehab Loan Program City-Wide (2015)	14A	LMH	\$48,435.00
2015	4	8206	6257377	CDBG Housing Rehab Loan Program City-Wide (2015)	14A	LMH	\$22,445.00
2015	4	8206	6292065	CDBG Housing Rehab Loan Program City-Wide (2015)	14A	LMH	\$8,530.00
2016	7	8226	6163102	Conventional Home Repair	14A	LMH	\$5,910.00
2016	7	8226	6163104	Conventional Home Repair	14A	LMH	\$14,080.00
2016	7	8226	6217283	Conventional Home Repair	14A	LMH	\$26,501.00
2017	5	8460	6165439	CDBG Lead Remediation	14A	LMH	\$19,350.00
2017	5	8460	6180732	CDBG Lead Remediation	14A	LMH	\$265.00
2017	5	8460	6180733	CDBG Lead Remediation	14A	LMH	\$265.00
2017	5	8460	6185317	CDBG Lead Remediation	14A	LMH	\$265.00
2017	5	8460	6193538	CDBG Lead Remediation	14A	LMH	\$125.00
2017	5	8460	6193539	CDBG Lead Remediation	14A	LMH	\$265.00
2017	5	8460	6193541	CDBG Lead Remediation	14A	LMH	\$390.00
2017	5	8460	6193981	CDBG Lead Remediation	14A	LMH	\$800.00
2017	5	8460	6193983	CDBG Lead Remediation	14A	LMH	\$780.00
2017	5	8460	6193984	CDBG Lead Remediation	14A	LMH	\$265.00
2017	5	8460	6193987	CDBG Lead Remediation	14A	LMH	\$800.00
2017	5	8460	6193989	CDBG Lead Remediation	14A	LMH	\$800.00
2017	5	8460	6193990	CDBG Lead Remediation	14A	LMH	\$800.00
2017	5	8460	6205427	CDBG Lead Remediation	14A	LMH	\$265.00
2017	5	8460	6205429	CDBG Lead Remediation	14A	LMH	\$125.00
2017	5	8461	6258061	Conventional Home Repair	14A	LMH	\$27,440.00
2017	5	8461	6258062	Conventional Home Repair	14A	LMH	\$24,565.00
2017	5	8461	6258063	Conventional Home Repair	14A	LMH	\$24,365.00
2017	5	8461	6258065	Conventional Home Repair	14A	LMH	\$22,815.00
2017	5	8461	6258066	Conventional Home Repair	14A	LMH	\$24,015.00
2017	5	8461	6258067	Conventional Home Repair	14A	LMH	\$36,275.00
2017	5	8461	6258068	Conventional Home Repair	14A	LMH	\$23,840.00
2017	5	8461	6258070	Conventional Home Repair	14A	LMH	\$21,015.00
2017	5	8461	6258071	Conventional Home Repair	14A	LMH	\$20,000.00
2017	5	8461	6258073	Conventional Home Repair	14A	LMH	\$16,955.00
2017	5	8461	6258076	Conventional Home Repair	14A	LMH	\$24,865.00
2017	5	8461	6258099	Conventional Home Repair	14A	LMH	\$22,755.00
2017	5	8461	6258102	Conventional Home Repair	14A	LMH	\$24,590.00
2017	5	8461	6258104	Conventional Home Repair	14A	LMH	\$24,785.00
2017	5	8461	6258108	Conventional Home Repair	14A	LMH	\$23,440.00
2017	5	8461	6258111	Conventional Home Repair	14A	LMH	\$35,800.00
2017	5	8461	6258114	Conventional Home Repair	14A	LMH	\$30,490.00
2017	5	8461	6258118	Conventional Home Repair	14A	LMH	\$21,990.00
2018	5	8565	6258075	Conventional Home Repair (Sr)	14A	LMH	\$6,300.00
2018	5	8565	6292062	Conventional Home Repair (Sr)	14A	LMH	\$16,900.00
2018	5	8565	6292064	Conventional Home Repair (Sr)	14A	LMH	\$1,790.00
2018	5	8565	6292068	Conventional Home Repair (Sr)	14A	LMH	\$5,500.00
2018	5	8565	6292069	Conventional Home Repair (Sr)	14A	LMH	\$7,750.00
2018	5	8565	6295050	Conventional Home Repair (Sr)	14A	LMH	\$500.00
2018	5	8565	6295053	Conventional Home Repair (Sr)	14A	LMH	\$1,350.00
2018	5	8568	6239507	Housing Pre Development Rehab	14A	LMH	\$198,871.83
2018	5	8568	6257332	Housing Pre Development Rehab	14A	LMH	\$2,380.80
2018	5	8568	6257369	Housing Pre Development Rehab	14A	LMH	\$900.00
2018	5	8568	6258121	Housing Pre Development Rehab	14A	LMH	\$400,871.00
2018	5	8568	6258123	Housing Pre Development Rehab	14A	LMH	\$10,500.00
2018	5	8568	6258124	Housing Pre Development Rehab	14A	LMH	\$88,629.00
2018	5	8568	6258199	Housing Pre Development Rehab	14A	LMH	\$19,999.84
2018	5	8568	6258200	Housing Pre Development Rehab	14A	LMH	\$645.30
2018	5	8568	6258225	Housing Pre Development Rehab	14A	LMH	\$169,418.32



Office of Community Planning and Development
 U.S. Department of Housing and Urban Development
 Integrated Disbursement and Information System
 PR26 - CDBG Financial Summary Report
 Program Year 2018
 DETROIT , MI

DATE: 03-05-20
 TIME: 15:19
 PAGE: 1

2018	12	8539	6216217	Home Rehabilitation (Fitzgerald Project)	14A	LMH	\$160,000.00
2018	12	8539	6216220	Home Rehabilitation (Fitzgerald Project)	14A	LMH	\$822.90
2018	12	8539	6239501	Home Rehabilitation (Fitzgerald Project)	14A	LMH	\$186,762.10
14A Matrix Code							\$3,214,169.76
2013	3	7956	6225241	Eight Mile Blvd (CREH)	14E	LMA	\$37,933.13
2013	3	7956	6238702	Eight Mile Blvd (CREH)	14E	LMA	\$5,500.00
14E Matrix Code							\$43,433.13
2015	5	8221	6191655	Housing Administration - Indirect	14H	LMH	\$16,924.78
2017	5	8463	6201127	Multi-Family Staffing (Indirect)	14H	LMH	\$31,205.27
2017	5	8463	6202999	Multi-Family Staffing (Indirect)	14H	LMH	\$73,477.36
2017	5	8463	6211193	Multi-Family Staffing (Indirect)	14H	LMH	\$8,323.06
2017	5	8463	6222212	Multi-Family Staffing (Indirect)	14H	LMH	\$10,414.11
2017	5	8463	6226097	Multi-Family Staffing (Indirect)	14H	LMH	\$27,453.92
2017	5	8463	6232297	Multi-Family Staffing (Indirect)	14H	LMH	\$20,668.36
2017	5	8463	6234948	Multi-Family Staffing (Indirect)	14H	LMH	\$26,307.57
2017	5	8463	6237163	Multi-Family Staffing (Indirect)	14H	LMH	\$21,673.05
2017	5	8463	6238061	Multi-Family Staffing (Indirect)	14H	LMH	\$26,306.95
2018	5	8566	6242154	Multi-Family Staffing (Direct)	14H	LMH	\$1,300.00
2018	5	8566	6244781	Multi-Family Staffing (Direct)	14H	LMH	\$318.14
2018	5	8566	6249166	Multi-Family Staffing (Direct)	14H	LMH	\$41,616.08
2018	5	8566	6249215	Multi-Family Staffing (Direct)	14H	LMH	\$44,107.92
2018	5	8566	6250709	Multi-Family Staffing (Direct)	14H	LMH	\$222.72
2018	5	8566	6250711	Multi-Family Staffing (Direct)	14H	LMH	\$261.58
2018	5	8566	6250974	Multi-Family Staffing (Direct)	14H	LMH	\$196.04
2018	5	8566	6250975	Multi-Family Staffing (Direct)	14H	LMH	\$187.34
2018	5	8566	6250977	Multi-Family Staffing (Direct)	14H	LMH	\$275.50
2018	5	8566	6250978	Multi-Family Staffing (Direct)	14H	LMH	\$266.80
2018	5	8566	6251104	Multi-Family Staffing (Direct)	14H	LMH	\$42,784.17
2018	5	8566	6251290	Multi-Family Staffing (Direct)	14H	LMH	\$327.70
2018	5	8566	6251291	Multi-Family Staffing (Direct)	14H	LMH	\$272.60
2018	5	8566	6255178	Multi-Family Staffing (Direct)	14H	LMH	\$30,606.50
2018	5	8566	6255195	Multi-Family Staffing (Direct)	14H	LMH	\$46,444.38
2018	5	8566	6255468	Multi-Family Staffing (Direct)	14H	LMH	\$30,594.33
2018	5	8566	6255782	Multi-Family Staffing (Direct)	14H	LMH	\$46,314.50
2018	5	8566	6257344	Multi-Family Staffing (Direct)	14H	LMH	\$1,632.00
2018	5	8566	6257346	Multi-Family Staffing (Direct)	14H	LMH	\$35.37
2018	5	8566	6257348	Multi-Family Staffing (Direct)	14H	LMH	\$1,247.40
2018	5	8566	6257352	Multi-Family Staffing (Direct)	14H	LMH	\$252.24
2018	5	8566	6259267	Multi-Family Staffing (Direct)	14H	LMH	\$30,976.74
2018	5	8566	6261038	Multi-Family Staffing (Direct)	14H	LMH	\$69,795.01
2018	5	8566	6261398	Multi-Family Staffing (Direct)	14H	LMH	\$3,482.25
2018	5	8566	6261539	Multi-Family Staffing (Direct)	14H	LMH	\$316.68
2018	5	8566	6261541	Multi-Family Staffing (Direct)	14H	LMH	\$201.26
2018	5	8566	6261561	Multi-Family Staffing (Direct)	14H	LMH	\$339.30
2018	5	8566	6261562	Multi-Family Staffing (Direct)	14H	LMH	\$185.02
2018	5	8566	6261564	Multi-Family Staffing (Direct)	14H	LMH	\$286.52
2018	5	8566	6265680	Multi-Family Staffing (Direct)	14H	LMH	\$46,508.86
2018	5	8566	6266185	Multi-Family Staffing (Direct)	14H	LMH	\$1,223.80
2018	5	8566	6266354	Multi-Family Staffing (Direct)	14H	LMH	\$200.68
2018	5	8566	6266357	Multi-Family Staffing (Direct)	14H	LMH	\$255.20
2018	5	8566	6267095	Multi-Family Staffing (Direct)	14H	LMH	\$21,154.86
2018	5	8566	6271860	Multi-Family Staffing (Direct)	14H	LMH	\$9,787.24
2018	5	8566	6275679	Multi-Family Staffing (Direct)	14H	LMH	\$138.37
2018	5	8566	6279215	Multi-Family Staffing (Direct)	14H	LMH	\$136.88
2018	5	8566	6284007	Multi-Family Staffing (Direct)	14H	LMH	\$350.90
2018	5	8566	6284008	Multi-Family Staffing (Direct)	14H	LMH	\$217.50
2018	5	8566	6284009	Multi-Family Staffing (Direct)	14H	LMH	\$260.42
2018	5	8566	6284011	Multi-Family Staffing (Direct)	14H	LMH	\$337.56
2018	5	8566	6284055	Multi-Family Staffing (Direct)	14H	LMH	\$178.06
2018	5	8566	6284056	Multi-Family Staffing (Direct)	14H	LMH	\$338.72
2018	5	8566	6284057	Multi-Family Staffing (Direct)	14H	LMH	\$302.76
2018	5	8566	6284058	Multi-Family Staffing (Direct)	14H	LMH	\$218.08



Office of Community Planning and Development
 U.S. Department of Housing and Urban Development
 Integrated Disbursement and Information System
 PR26 - CDBG Financial Summary Report
 Program Year 2018
 DETROIT , MI

DATE: 03-05-20
 TIME: 15:19
 PAGE: 1

2018	5	8566	6285778	Multi-Family Staffing (Direct)	14H	LMH	\$307.40
2018	5	8566	6287318	Multi-Family Staffing (Direct)	14H	LMH	\$3,675.71
2018	5	8566	6287844	Multi-Family Staffing (Direct)	14H	LMH	\$147.32
2018	5	8566	6290434	Multi-Family Staffing (Direct)	14H	LMH	\$9,091.72
2018	5	8566	6291134	Multi-Family Staffing (Direct)	14H	LMH	\$237.22
2018	5	8566	6291137	Multi-Family Staffing (Direct)	14H	LMH	\$336.98
2018	5	8566	6291138	Multi-Family Staffing (Direct)	14H	LMH	\$251.72
2018	5	8566	6291369	Multi-Family Staffing (Direct)	14H	LMH	\$63,237.17
2018	5	8566	6291692	Multi-Family Staffing (Direct)	14H	LMH	\$3,376.82
2018	5	8566	6291754	Multi-Family Staffing (Direct)	14H	LMH	\$7,060.09
2018	5	8566	6291798	Multi-Family Staffing (Direct)	14H	LMH	\$6,825.57
2018	5	8566	6294926	Multi-Family Staffing (Direct)	14H	LMH	\$262.74
2018	5	8566	6297019	Multi-Family Staffing (Direct)	14H	LMH	\$68,857.77
2018	5	8567	6249168	Multi-Family Staffing (Indirect)	14H	LMH	\$23,783.59
2018	5	8567	6249217	Multi-Family Staffing (Indirect)	14H	LMH	\$25,207.68
2018	5	8567	6251105	Multi-Family Staffing (Indirect)	14H	LMH	\$24,451.15
2018	5	8567	6255180	Multi-Family Staffing (Indirect)	14H	LMH	\$17,491.61
2018	5	8567	6255198	Multi-Family Staffing (Indirect)	14H	LMH	\$26,542.96
2018	5	8567	6255470	Multi-Family Staffing (Indirect)	14H	LMH	\$17,484.66
2018	5	8567	6255784	Multi-Family Staffing (Indirect)	14H	LMH	\$26,468.74
2018	5	8567	6259268	Multi-Family Staffing (Indirect)	14H	LMH	\$17,703.21
2018	5	8567	6261063	Multi-Family Staffing (Indirect)	14H	LMH	\$39,887.85
2018	5	8567	6261400	Multi-Family Staffing (Indirect)	14H	LMH	\$9,620.96
2018	5	8567	6265681	Multi-Family Staffing (Indirect)	14H	LMH	\$26,579.81
2018	5	8567	6267098	Multi-Family Staffing (Indirect)	14H	LMH	\$12,090.00
2018	5	8567	6268437	Multi-Family Staffing (Indirect)	14H	LMH	\$8,871.19
2018	5	8567	6271863	Multi-Family Staffing (Indirect)	14H	LMH	\$9,368.67
2018	5	8567	6287272	Multi-Family Staffing (Indirect)	14H	LMH	\$8,006.77
2018	5	8567	6290435	Multi-Family Staffing (Indirect)	14H	LMH	\$5,195.92
2018	5	8567	6291370	Multi-Family Staffing (Indirect)	14H	LMH	\$36,140.04
2018	5	8567	6291689	Multi-Family Staffing (Indirect)	14H	LMH	\$7,758.35
2018	5	8567	6291752	Multi-Family Staffing (Indirect)	14H	LMH	\$11,611.09
2018	5	8567	6291796	Multi-Family Staffing (Indirect)	14H	LMH	\$26,865.47
2018	5	8567	6297016	Multi-Family Staffing (Indirect)	14H	LMH	\$39,352.22
					14H	Matrix Code	\$1,323,360.58
2018	5	8564	6252913	CDBG Lead Remediation	14I	LMH	\$42,155.00
2018	5	8564	6252915	CDBG Lead Remediation	14I	LMH	\$57,680.00
2018	5	8564	6252918	CDBG Lead Remediation	14I	LMH	\$24,320.00
2018	5	8564	6252926	CDBG Lead Remediation	14I	LMH	\$37,310.00
2018	5	8564	6252942	CDBG Lead Remediation	14I	LMH	\$11,525.00
2018	5	8564	6252943	CDBG Lead Remediation	14I	LMH	\$8,800.00
2018	5	8564	6252945	CDBG Lead Remediation	14I	LMH	\$15,850.00
2018	5	8564	6253017	CDBG Lead Remediation	14I	LMH	\$29,000.00
2018	5	8564	6253020	CDBG Lead Remediation	14I	LMH	\$15,000.00
2018	5	8564	6253029	CDBG Lead Remediation	14I	LMH	\$15,400.00
2018	5	8564	6253030	CDBG Lead Remediation	14I	LMH	\$11,265.00
2018	5	8564	6253036	CDBG Lead Remediation	14I	LMH	\$38,365.00
2018	5	8564	6253041	CDBG Lead Remediation	14I	LMH	\$3,420.00
2018	5	8564	6253057	CDBG Lead Remediation	14I	LMH	\$17,700.00
2018	5	8564	6253060	CDBG Lead Remediation	14I	LMH	\$19,100.00
2018	5	8564	6253133	CDBG Lead Remediation	14I	LMH	\$24,000.00
2018	5	8564	6253140	CDBG Lead Remediation	14I	LMH	\$4,900.00
2018	5	8564	6253166	CDBG Lead Remediation	14I	LMH	\$2,650.00
2018	5	8564	6253169	CDBG Lead Remediation	14I	LMH	\$175.00
2018	5	8564	6253173	CDBG Lead Remediation	14I	LMH	\$175.00
2018	5	8564	6253175	CDBG Lead Remediation	14I	LMH	\$950.00
2018	5	8564	6253178	CDBG Lead Remediation	14I	LMH	\$640.00
2018	5	8564	6253195	CDBG Lead Remediation	14I	LMH	\$26,550.00
2018	5	8564	6253199	CDBG Lead Remediation	14I	LMH	\$13,885.00
2018	5	8564	6253200	CDBG Lead Remediation	14I	LMH	\$5,050.00
2018	5	8564	6253214	CDBG Lead Remediation	14I	LMH	\$10,600.00
2018	5	8564	6253222	CDBG Lead Remediation	14I	LMH	\$12,105.00

2018	5	8564	6253224	CDBG Lead Remediation	14I	LMH	\$27,495.00
2018	5	8564	6253226	CDBG Lead Remediation	14I	LMH	\$7,400.00
2018	5	8564	6253227	CDBG Lead Remediation	14I	LMH	\$16,400.00
2018	5	8564	6253229	CDBG Lead Remediation	14I	LMH	\$11,589.00
2018	5	8564	6253283	CDBG Lead Remediation	14I	LMH	\$2,750.00
2018	5	8564	6253291	CDBG Lead Remediation	14I	LMH	\$24,170.00
2018	5	8564	6253294	CDBG Lead Remediation	14I	LMH	\$3,490.00
2018	5	8564	6253307	CDBG Lead Remediation	14I	LMH	\$7,450.00
2018	5	8564	6253343	CDBG Lead Remediation	14I	LMH	\$13,890.00
2018	5	8564	6253346	CDBG Lead Remediation	14I	LMH	\$16,730.00
2018	5	8564	6253353	CDBG Lead Remediation	14I	LMH	\$18,145.00
2018	5	8564	6253355	CDBG Lead Remediation	14I	LMH	\$34,980.00
2018	5	8564	6253357	CDBG Lead Remediation	14I	LMH	\$21,500.00
2018	5	8564	6253379	CDBG Lead Remediation	14I	LMH	\$26,900.00
2018	5	8564	6253461	CDBG Lead Remediation	14I	LMH	\$11,100.00
2018	5	8564	6253462	CDBG Lead Remediation	14I	LMH	\$11,200.00
2018	5	8564	6253468	CDBG Lead Remediation	14I	LMH	\$12,500.00
2018	5	8564	6253470	CDBG Lead Remediation	14I	LMH	\$8,250.00
2018	5	8564	6253482	CDBG Lead Remediation	14I	LMH	\$11,675.00
2018	5	8564	6253484	CDBG Lead Remediation	14I	LMH	\$24,650.00
2018	5	8564	6253487	CDBG Lead Remediation	14I	LMH	\$23,835.00
2018	5	8564	6253494	CDBG Lead Remediation	14I	LMH	\$11,330.00
2018	5	8564	6253497	CDBG Lead Remediation	14I	LMH	\$6,300.00
2018	5	8564	6253548	CDBG Lead Remediation	14I	LMH	\$4,930.00
2018	5	8564	6253549	CDBG Lead Remediation	14I	LMH	\$32,070.00
2018	5	8564	6253551	CDBG Lead Remediation	14I	LMH	\$800.00
2018	5	8564	6253559	CDBG Lead Remediation	14I	LMH	\$265.00
2018	5	8564	6253562	CDBG Lead Remediation	14I	LMH	\$390.00
2018	5	8564	6253563	CDBG Lead Remediation	14I	LMH	\$265.00
2018	5	8564	6253564	CDBG Lead Remediation	14I	LMH	\$265.00
2018	5	8564	6253565	CDBG Lead Remediation	14I	LMH	\$79,392.00
2018	5	8564	6253568	CDBG Lead Remediation	14I	LMH	\$77,910.00
2018	5	8564	6253569	CDBG Lead Remediation	14I	LMH	\$795.00
2018	5	8564	6253572	CDBG Lead Remediation	14I	LMH	\$265.00
2018	5	8564	6253583	CDBG Lead Remediation	14I	LMH	\$795.00
2018	5	8564	6254089	CDBG Lead Remediation	14I	LMH	\$265.00
2018	5	8564	6259785	CDBG Lead Remediation	14I	LMH	\$36,390.00
					14I	Matrix Code	\$1,037,096.00
2016	5	8224	6256579	Jefferson East, Inc.	18A	LMA	\$46,253.40
					18A	Matrix Code	\$46,253.40
2017	4	8541	6219263	Economic Development (Motor City Match) Micro Enterprise	18C	LMA	\$750.00
2017	4	8542	6219264	Economic Development (Motor City Match) Micro Enterprise	18C	LMA	\$525.00
2017	4	8543	6219269	Economic Development (Motor City Match) Micro Enterprise	18C	LMA	\$2,000.00
2017	4	8544	6219270	Economic Development (Motor City Match) Micro Enterprise	18C	LMA	\$3,700.00
2017	4	8645	6238172	Economic Development (Motor City Match) Micro Enterprise	18C	LMA	\$956.27
2017	4	8646	6238185	Economic Development (Motor City Match) Micro Enterprise	18C	LMA	\$1,578.32
2017	4	8647	6238168	Economic Development (Motor City Match) Micro Enterprise	18C	LMA	\$700.00
2017	4	8648	6238238	Economic Development (Motor City Match) Micro Enterprise	18C	LMA	\$2,322.14
					18C	Matrix Code	\$12,531.73
Total							\$16,781,241.07

LINE 27 DETAIL: ACTIVITIES INCLUDED IN THE COMPUTATION OF LINE 27

Plan Year	IDIS Project	IDIS Activity	voucher Number	Activity Name	matrix Code	National Objective	Drawn Amount
2016	10	8296	6243164	DRMM Genesis House II Chicago	03T	LMC	\$25,286.03
2016	10	8298	6250198	DRMM Genesis House III Mack	03T	LMC	\$6,698.05
2016	10	8301	6229389	Freedom House	03T	LMC	\$262.26
2016	10	8301	6229407	Freedom House	03T	LMC	\$3,716.55
2016	10	8301	6231300	Freedom House	03T	LMC	\$1,817.31
2016	10	8301	6232129	Freedom House	03T	LMC	\$262.26
2016	10	8301	6234081	Freedom House	03T	LMC	\$5,440.55
2016	10	8301	6235465	Freedom House	03T	LMC	\$10,529.25



Office of Community Planning and Development
 U.S. Department of Housing and Urban Development
 Integrated Disbursement and Information System
 PR26 - CDBG Financial Summary Report
 Program Year 2018
 DETROIT , MI

DATE: 03-05-20
 TIME: 15:19
 PAGE: 1

2016	10	8301	6235467	Freedom House	03T	LMC	\$7,888.51
2016	10	8301	6235470	Freedom House	03T	LMC	\$8,928.48
2016	10	8301	6235473	Freedom House	03T	LMC	\$3,566.10
2016	10	8301	6235476	Freedom House	03T	LMC	\$5,581.63
2016	10	8301	6235479	Freedom House	03T	LMC	\$4,957.22
2016	10	8301	6235481	Freedom House	03T	LMC	\$11,011.27
2016	10	8301	6235483	Freedom House	03T	LMC	\$9,545.21
2016	10	8301	6248168	Freedom House	03T	LMC	\$957.07
2016	10	8306	6232647	Michigan Veterans Foundation	03T	LMC	\$11,574.88
2016	10	8306	6232648	Michigan Veterans Foundation	03T	LMC	\$12,354.30
2016	10	8306	6232671	Michigan Veterans Foundation	03T	LMC	\$10,702.99
2016	10	8306	6232674	Michigan Veterans Foundation	03T	LMC	\$13,567.42
2016	10	8306	6232676	Michigan Veterans Foundation	03T	LMC	\$12,763.79
2016	10	8306	6232677	Michigan Veterans Foundation	03T	LMC	\$12,089.97
2016	10	8306	6232679	Michigan Veterans Foundation	03T	LMC	\$1,125.00
2016	10	8306	6232681	Michigan Veterans Foundation	03T	LMC	\$575.21
2016	10	8306	6232692	Michigan Veterans Foundation	03T	LMC	\$246.44
2016	10	8309	6157957	Neighborhood Service Organization (NSO)	03T	LMC	\$5,034.87
2016	10	8309	6208520	Neighborhood Service Organization (NSO)	03T	LMC	\$5,907.43
2016	10	8309	6208521	Neighborhood Service Organization (NSO)	03T	LMC	\$9,107.50
2016	10	8309	6208523	Neighborhood Service Organization (NSO)	03T	LMC	\$5,769.00
2016	10	8309	6208524	Neighborhood Service Organization (NSO)	03T	LMC	\$5,983.71
2016	10	8309	6215869	Neighborhood Service Organization (NSO)	03T	LMC	\$4,101.48
2016	10	8309	6215926	Neighborhood Service Organization (NSO)	03T	LMC	\$6,201.66
2016	10	8310	6235823	Operation Get Down	03T	LMC	\$5,718.78
2016	10	8310	6245626	Operation Get Down	03T	LMC	\$15,631.41
2016	10	8310	6245648	Operation Get Down	03T	LMC	\$4,243.72
2016	10	8310	6245650	Operation Get Down	03T	LMC	\$5,082.40
2016	10	8310	6250967	Operation Get Down	03T	LMC	\$6,582.30
2016	10	8310	6250969	Operation Get Down	03T	LMC	\$7,606.69
2016	10	8316	6195608	YWCA Metropolitan Detroit	03T	LMC	\$9,559.82
2016	10	8316	6195609	YWCA Metropolitan Detroit	03T	LMC	\$11,413.03
2016	10	8316	6213645	YWCA Metropolitan Detroit	03T	LMC	\$8,216.17
2016	10	8316	6219921	YWCA Metropolitan Detroit	03T	LMC	\$7,708.68
2016	10	8316	6219924	YWCA Metropolitan Detroit	03T	LMC	\$6,621.49
2016	10	8316	6256587	YWCA Metropolitan Detroit	03T	LMC	\$17,371.44
2017	6	8387	6194006	Alternatives for Girls (ES)	03T	LMC	\$8,686.27
2017	6	8387	6199600	Alternatives for Girls (ES)	03T	LMC	\$8,681.44
2017	6	8387	6208535	Alternatives for Girls (ES)	03T	LMC	\$8,168.78
2017	6	8387	6215907	Alternatives for Girls (ES)	03T	LMC	\$7,505.95
2017	6	8387	6227192	Alternatives for Girls (ES)	03T	LMC	\$6,822.54
2017	6	8387	6227195	Alternatives for Girls (ES)	03T	LMC	\$9,650.68
2017	6	8387	6233662	Alternatives for Girls (ES)	03T	LMC	\$9,122.25
2017	6	8387	6233713	Alternatives for Girls (ES)	03T	LMC	\$11,944.71
2017	6	8388	6225349	Cass Community Social Services (ES)	03T	LMC	\$6,879.89
2017	6	8388	6225364	Cass Community Social Services (ES)	03T	LMC	\$6,929.06
2017	6	8388	6225365	Cass Community Social Services (ES)	03T	LMC	\$6,906.72
2017	6	8388	6225405	Cass Community Social Services (ES)	03T	LMC	\$5,653.83
2017	6	8388	6225408	Cass Community Social Services (ES)	03T	LMC	\$6,452.31
2017	6	8388	6225409	Cass Community Social Services (ES)	03T	LMC	\$4,034.85
2017	6	8388	6231876	Cass Community Social Services (ES)	03T	LMC	\$9,193.30
2017	6	8388	6237527	Cass Community Social Services (ES)	03T	LMC	\$2,045.38
2017	6	8388	6239107	Cass Community Social Services (ES)	03T	LMC	\$5,243.05
2017	6	8388	6249918	Cass Community Social Services (ES)	03T	LMC	\$11,954.99
2017	6	8388	6275833	Cass Community Social Services (ES)	03T	LMC	\$17,733.41
2017	6	8389	6243450	Coalition on Temporary Shelter (COTS) (ES)	03T	LMC	\$7,718.31
2017	6	8389	6243452	Coalition on Temporary Shelter (COTS) (ES)	03T	LMC	\$7,113.17
2017	6	8390	6195985	Community Social Services of Wayne County (ES)	03T	LMC	\$9,462.98
2017	6	8390	6199596	Community Social Services of Wayne County (ES)	03T	LMC	\$8,705.41
2017	6	8390	6199967	Community Social Services of Wayne County (ES)	03T	LMC	\$675.65
2017	6	8390	6204095	Community Social Services of Wayne County (ES)	03T	LMC	\$6,161.86
2017	6	8390	6204096	Community Social Services of Wayne County (ES)	03T	LMC	\$10,538.73



Office of Community Planning and Development
U.S. Department of Housing and Urban Development
Integrated Disbursement and Information System
PR26 - CDBG Financial Summary Report
Program Year 2018
DETROIT , MI

DATE: 03-05-20
TIME: 15:19
PAGE: 1

2017	6	8390	6204097	Community Social Services of Wayne County (ES)	03T	LMC	\$8,241.77
2017	6	8390	6204896	Community Social Services of Wayne County (ES)	03T	LMC	\$7,544.07
2017	6	8390	6204897	Community Social Services of Wayne County (ES)	03T	LMC	\$9,707.83
2017	6	8390	6213585	Community Social Services of Wayne County (ES)	03T	LMC	\$5,925.02
2017	6	8390	6226151	Community Social Services of Wayne County (ES)	03T	LMC	\$3,592.38
2017	6	8390	6226152	Community Social Services of Wayne County (ES)	03T	LMC	\$3,063.59
2017	6	8390	6236713	Community Social Services of Wayne County (ES)	03T	LMC	\$3,802.94
2017	6	8391	6195097	Covenant House Michigan (ES)	03T	LMC	\$12,445.83
2017	6	8391	6195099	Covenant House Michigan (ES)	03T	LMC	\$10,604.40
2017	6	8391	6195101	Covenant House Michigan (ES)	03T	LMC	\$10,609.01
2017	6	8391	6195102	Covenant House Michigan (ES)	03T	LMC	\$8,094.79
2017	6	8391	6195142	Covenant House Michigan (ES)	03T	LMC	\$7,757.33
2017	6	8391	6195143	Covenant House Michigan (ES)	03T	LMC	\$11,792.54
2017	6	8391	6200375	Covenant House Michigan (ES)	03T	LMC	\$8,036.55
2017	6	8391	6208558	Covenant House Michigan (ES)	03T	LMC	\$5,135.72
2017	6	8391	6209970	Covenant House Michigan (ES)	03T	LMC	\$7,787.58
2017	6	8391	6213587	Covenant House Michigan (ES)	03T	LMC	\$2,693.36
2017	6	8391	6226160	Covenant House Michigan (ES)	03T	LMC	\$42.89
2017	6	8393	6263086	DRMM Genesis House III Fariview (ES)	03T	LMC	\$83,477.40
2017	6	8393	6278197	DRMM Genesis House III Fariview (ES)	03T	LMC	\$1,522.06
2017	6	8394	6263912	DRMM Genesis House III Mack (ES)	03T	LMC	\$84,777.83
2017	6	8395	6256424	Freedom House (ES)	03T	LMC	\$47,836.57
2017	6	8395	6291787	Freedom House (ES)	03T	LMC	\$10,161.26
2017	6	8395	6291788	Freedom House (ES)	03T	LMC	\$27,002.17
2017	6	8396	6199971	Mariners Inn (ES)	03T	LMC	\$6,464.95
2017	6	8396	6199972	Mariners Inn (ES)	03T	LMC	\$6,882.80
2017	6	8396	6203722	Mariners Inn (ES)	03T	LMC	\$12,354.58
2017	6	8396	6247658	Mariners Inn (ES)	03T	LMC	\$7,086.09
2017	6	8396	6247659	Mariners Inn (ES)	03T	LMC	\$6,690.43
2017	6	8396	6247660	Mariners Inn (ES)	03T	LMC	\$4,546.01
2017	6	8396	6247661	Mariners Inn (ES)	03T	LMC	\$4,620.94
2017	6	8396	6248570	Mariners Inn (ES)	03T	LMC	\$2,307.56
2017	6	8398	6288460	Michigan Veterans Foundation (ES)	03T	LMC	\$13,080.17
2017	6	8398	6288461	Michigan Veterans Foundation (ES)	03T	LMC	\$12,054.03
2017	6	8398	6288723	Michigan Veterans Foundation (ES)	03T	LMC	\$15,177.03
2017	6	8398	6288725	Michigan Veterans Foundation (ES)	03T	LMC	\$13,069.48
2017	6	8398	6288727	Michigan Veterans Foundation (ES)	03T	LMC	\$13,146.63
2017	6	8398	6288728	Michigan Veterans Foundation (ES)	03T	LMC	\$13,241.35
2017	6	8398	6288729	Michigan Veterans Foundation (ES)	03T	LMC	\$5,231.31
2017	6	8399	6251215	Neighborhood Service Organization (NSO) (ES)	03T	LMC	\$7,777.93
2017	6	8399	6251218	Neighborhood Service Organization (NSO) (ES)	03T	LMC	\$9,368.14
2017	6	8399	6251319	Neighborhood Service Organization (NSO) (ES)	03T	LMC	\$8,334.28
2017	6	8399	6251320	Neighborhood Service Organization (NSO) (ES)	03T	LMC	\$6,823.62
2017	6	8399	6272218	Neighborhood Service Organization (NSO) (ES)	03T	LMC	\$6,617.10
2017	6	8399	6275003	Neighborhood Service Organization (NSO) (ES)	03T	LMC	\$7,344.23
2017	6	8400	6195615	Salvation Army (ES)	03T	LMC	\$7,699.04
2017	6	8400	6195616	Salvation Army (ES)	03T	LMC	\$7,585.58
2017	6	8400	6195617	Salvation Army (ES)	03T	LMC	\$7,408.66
2017	6	8400	6199605	Salvation Army (ES)	03T	LMC	\$8,893.05
2017	6	8400	6199606	Salvation Army (ES)	03T	LMC	\$6,977.67
2017	6	8400	6199607	Salvation Army (ES)	03T	LMC	\$8,412.43
2017	6	8400	6208563	Salvation Army (ES)	03T	LMC	\$8,558.94
2017	6	8400	6214070	Salvation Army (ES)	03T	LMC	\$8,356.60
2017	6	8400	6233714	Salvation Army (ES)	03T	LMC	\$5,778.56
2017	6	8400	6234071	Salvation Army (ES)	03T	LMC	\$2,653.38
2017	6	8401	6296356	YWCA Interim House (ES)	03T	LMC	\$14,526.37
2017	6	8401	6296357	YWCA Interim House (ES)	03T	LMC	\$7,053.41
2017	6	8401	6296360	YWCA Interim House (ES)	03T	LMC	\$7,245.49
2017	6	8403	6251213	DRMM Genesis House II Chicago (Wrm Ctr)	03T	LMC	\$75,000.00
2017	6	8404	6243423	DRMM 3rd Street (Wrm Ctr)	03T	LMC	\$99,866.13
2018	6	8613	6273913	Alternatives For Girls (ES)	03T	LMC	\$9,915.27
2018	6	8613	6273916	Alternatives For Girls (ES)	03T	LMC	\$8,652.76



Office of Community Planning and Development
 U.S. Department of Housing and Urban Development
 Integrated Disbursement and Information System
 PR26 - CDBG Financial Summary Report
 Program Year 2018
 DETROIT , MI

DATE: 03-05-20
 TIME: 15:19
 PAGE: 1

2018	6	8613	6275000	Alternatives For Girls (ES)	03T	LMC	\$5,415.65
2018	6	8614	6289041	Cass Community Social Services (ES)	03T	LMC	\$6,691.05
2018	6	8614	6289043	Cass Community Social Services (ES)	03T	LMC	\$11,339.16
2018	6	8614	6289045	Cass Community Social Services (ES)	03T	LMC	\$10,030.02
2018	6	8614	6289046	Cass Community Social Services (ES)	03T	LMC	\$9,028.22
2018	6	8614	6295247	Cass Community Social Services (ES)	03T	LMC	\$9,414.62
2018	6	8614	6298787	Cass Community Social Services (ES)	03T	LMC	\$8,901.40
2018	6	8615	6269538	Cass Community Social Services (SO)	03T	LMC	\$8,571.60
2018	6	8615	6287258	Cass Community Social Services (SO)	03T	LMC	\$10,218.85
2018	6	8615	6288474	Cass Community Social Services (SO)	03T	LMC	\$11,873.70
2018	6	8616	6250206	Cass Community Social Services (Wm Ctr)	03T	LMC	\$1,889.12
2018	6	8616	6250208	Cass Community Social Services (Wm Ctr)	03T	LMC	\$16,072.51
2018	6	8616	6250209	Cass Community Social Services (Wm Ctr)	03T	LMC	\$52,085.67
2018	6	8616	6280238	Cass Community Social Services (Wm Ctr)	03T	LMC	\$22,269.99
2018	6	8616	6280243	Cass Community Social Services (Wm Ctr)	03T	LMC	\$57,682.71
2018	6	8620	6258976	Community Social Services of Wayne County (ES)	03T	LMC	\$7,819.58
2018	6	8620	6258995	Community Social Services of Wayne County (ES)	03T	LMC	\$10,473.97
2018	6	8620	6265310	Community Social Services of Wayne County (ES)	03T	LMC	\$10,359.39
2018	6	8620	6277999	Community Social Services of Wayne County (ES)	03T	LMC	\$8,501.58
2018	6	8620	6282878	Community Social Services of Wayne County (ES)	03T	LMC	\$7,842.18
2018	6	8621	6269556	Covenant House (ES)	03T	LMC	\$11,453.00
2018	6	8621	6269558	Covenant House (ES)	03T	LMC	\$9,393.61
2018	6	8621	6269559	Covenant House (ES)	03T	LMC	\$8,702.82
2018	6	8621	6288462	Covenant House (ES)	03T	LMC	\$9,668.04
2018	6	8621	6288463	Covenant House (ES)	03T	LMC	\$15,276.25
2018	6	8621	6291793	Covenant House (ES)	03T	LMC	\$10,303.45
2018	6	8622	6295235	DRMM Genesis II Chicago (ES)	03T	LMC	\$74,513.82
2018	6	8623	6295448	DRMM Genesis House III Fairview (ES)	03T	LMC	\$78,500.64
2018	6	8624	6274210	DRMM Genesis House III Fairview (Wm Ctr)	03T	LMC	\$139,994.71
2018	6	8631	6252640	Salvation Army (ES)	03T	LMC	\$7,059.21
2018	6	8631	6252641	Salvation Army (ES)	03T	LMC	\$10,261.94
2018	6	8631	6284881	Salvation Army (ES)	03T	LMC	\$9,791.67
2018	6	8631	6284883	Salvation Army (ES)	03T	LMC	\$8,356.07
2018	6	8631	6289040	Salvation Army (ES)	03T	LMC	\$9,825.29
2018	6	8631	6291791	Salvation Army (ES)	03T	LMC	\$9,209.97
2018	15	8650	6249521	Park Avenue Homeless Prevention (Relocation)	03T	LMC	\$40,449.74
2018	15	8650	6251616	Park Avenue Homeless Prevention (Relocation)	03T	LMC	\$17,304.25
2018	15	8650	6257968	Park Avenue Homeless Prevention (Relocation)	03T	LMC	\$51,028.65
2018	15	8650	6259754	Park Avenue Homeless Prevention (Relocation)	03T	LMC	\$28,659.48
					03T	Matrix Code	\$2,227,985.32
2017	8	8439	6164437	Delray United Action Council	05A	LMC	\$7,547.76
2017	8	8439	6187005	Delray United Action Council	05A	LMC	\$4,281.85
2017	8	8439	6194276	Delray United Action Council	05A	LMC	\$4,626.45
2017	8	8439	6203994	Delray United Action Council	05A	LMC	\$3,918.40
2017	8	8439	6214065	Delray United Action Council	05A	LMC	\$8,118.65
2017	8	8439	6224925	Delray United Action Council	05A	LMC	\$4,020.70
2017	8	8439	6235997	Delray United Action Council	05A	LMC	\$14,849.83
2017	8	8440	6181452	L&L Adult Day Care	05A	LMC	\$4,394.50
2017	8	8440	6191217	L&L Adult Day Care	05A	LMC	\$4,582.50
2017	8	8440	6199602	L&L Adult Day Care	05A	LMC	\$6,192.25
2017	8	8440	6209495	L&L Adult Day Care	05A	LMC	\$2,831.75
2017	8	8440	6216519	L&L Adult Day Care	05A	LMC	\$1,891.75
2017	8	8440	6226122	L&L Adult Day Care	05A	LMC	\$1,532.00
2017	8	8441	6157938	St. Patrick Senior Center	05A	LMC	\$10,582.00
2017	8	8441	6165343	St. Patrick Senior Center	05A	LMC	\$6,313.29
2017	8	8441	6185562	St. Patrick Senior Center	05A	LMC	\$2,933.27
2017	8	8441	6195612	St. Patrick Senior Center	05A	LMC	\$4,240.72
2017	8	8441	6203997	St. Patrick Senior Center	05A	LMC	\$3,191.32
2017	8	8441	6213597	St. Patrick Senior Center	05A	LMC	\$5,608.73
2017	8	8441	6226124	St. Patrick Senior Center	05A	LMC	\$2,517.28
2017	8	8441	6234962	St. Patrick Senior Center	05A	LMC	\$1,662.11
2018	8	8586	6244149	Delray United Action Council	05A	LMC	\$10,469.20



Office of Community Planning and Development
 U.S. Department of Housing and Urban Development
 Integrated Disbursement and Information System
 PR26 - CDBG Financial Summary Report
 Program Year 2018
 DETROIT , MI

DATE: 03-05-20
 TIME: 15:19
 PAGE: 1

2018	8	8586	6247932	Delray United Action Council	05A	LMC	\$9,575.68
2018	8	8586	6258496	Delray United Action Council	05A	LMC	\$4,697.00
2018	8	8586	6267481	Delray United Action Council	05A	LMC	\$4,852.93
2018	8	8586	6278019	Delray United Action Council	05A	LMC	\$4,749.03
2018	8	8586	6295624	Delray United Action Council	05A	LMC	\$4,550.58
2018	8	8592	6246402	L&L Adult Day Care	05A	LMC	\$5,358.00
2018	8	8592	6246510	L&L Adult Day Care	05A	LMC	\$4,852.75
2018	8	8592	6252476	L&L Adult Day Care	05A	LMC	\$5,710.50
2018	8	8592	6265296	L&L Adult Day Care	05A	LMC	\$7,343.75
2018	8	8592	6273912	L&L Adult Day Care	05A	LMC	\$7,743.25
2018	8	8592	6284874	L&L Adult Day Care	05A	LMC	\$5,134.75
2018	8	8593	6251118	LASED	05A	LMC	\$6,627.97
2018	8	8593	6251122	LASED	05A	LMC	\$5,715.85
2018	8	8593	6257878	LASED	05A	LMC	\$6,119.20
2018	8	8593	6267490	LASED	05A	LMC	\$7,590.26
2018	8	8593	6278023	LASED	05A	LMC	\$5,790.76
2018	8	8593	6287268	LASED	05A	LMC	\$6,433.32
2018	8	8594	6251106	Luella Hannan Memorial	05A	LMC	\$5,578.00
2018	8	8594	6251110	Luella Hannan Memorial	05A	LMC	\$5,578.00
2018	8	8594	6258470	Luella Hannan Memorial	05A	LMC	\$5,578.00
2018	8	8594	6269215	Luella Hannan Memorial	05A	LMC	\$5,578.00
2018	8	8594	6277992	Luella Hannan Memorial	05A	LMC	\$8,367.00
2018	8	8594	6288468	Luella Hannan Memorial	05A	LMC	\$1,828.00
2018	8	8604	6245240	St. Patrick Senior Center	05A	LMC	\$3,186.47
2018	8	8604	6246419	St. Patrick Senior Center	05A	LMC	\$9,362.65
2018	8	8604	6259541	St. Patrick Senior Center	05A	LMC	\$13,414.97
2018	8	8604	6263920	St. Patrick Senior Center	05A	LMC	\$625.00
2018	8	8604	6271539	St. Patrick Senior Center	05A	LMC	\$13,358.72
2018	8	8604	6282885	St. Patrick Senior Center	05A	LMC	\$8,598.50
2018	8	8604	6292970	St. Patrick Senior Center	05A	LMC	\$4,398.89
					05A	Matrix Code	\$304,604.09
2016	9	8260	6165345	Greater Detroit Agency for the Blind	05B	LMC	\$3,848.28
2016	9	8260	6197631	Greater Detroit Agency for the Blind	05B	LMC	\$5,253.60
2016	9	8260	6197633	Greater Detroit Agency for the Blind	05B	LMC	\$6,934.18
2016	9	8260	6260722	Greater Detroit Agency for the Blind	05B	LMC	\$4,863.12
2016	9	8260	6260728	Greater Detroit Agency for the Blind	05B	LMC	\$3,050.71
2016	9	8260	6260730	Greater Detroit Agency for the Blind	05B	LMC	\$3,157.01
2016	9	8260	6263021	Greater Detroit Agency for the Blind	05B	LMC	\$2,903.52
2017	8	8429	6271525	Greater Detroit Agency for Blind	05B	LMC	\$4,057.62
2017	8	8429	6271528	Greater Detroit Agency for Blind	05B	LMC	\$3,076.46
2017	8	8429	6271530	Greater Detroit Agency for Blind	05B	LMC	\$3,813.20
2017	8	8429	6271532	Greater Detroit Agency for Blind	05B	LMC	\$3,504.20
2017	8	8429	6290587	Greater Detroit Agency for Blind	05B	LMC	\$8,963.20
2017	8	8429	6296037	Greater Detroit Agency for Blind	05B	LMC	\$4,537.23
					05B	Matrix Code	\$57,962.33
2015	9	8153	6191568	Freedom House	05C	LMC	\$4,061.34
2015	9	8153	6191570	Freedom House	05C	LMC	\$4,265.01
2015	9	8153	6191573	Freedom House	05C	LMC	\$5,975.82
2015	9	8153	6193522	Freedom House	05C	LMC	\$6,921.44
2015	9	8153	6211214	Freedom House	05C	LMC	\$5,733.84
2015	9	8153	6219328	Freedom House	05C	LMC	\$8,218.03
2015	9	8153	6219332	Freedom House	05C	LMC	\$7,603.33
2015	9	8153	6225239	Freedom House	05C	LMC	\$9,248.61
2015	9	8153	6232257	Freedom House	05C	LMC	\$15.88
2015	9	8153	6235999	Freedom House	05C	LMC	\$11,533.65
2015	9	8153	6237285	Freedom House	05C	LMC	\$11,427.81
2015	9	8163	6153311	Southwest Counseling Solutions	05C	LMC	\$7,517.06
2016	9	8263	6157911	International Institute of Metropolitan Detroit	05C	LMC	\$4,457.23
2016	10	8305	6211390	Michigan Legal Services	05C	LMC	\$5,564.19
2017	6	8405	6208552	Legal Aid and Defender Association (HP)	05C	LMC	\$600.56
2017	6	8405	6208555	Legal Aid and Defender Association (HP)	05C	LMC	\$500.60
2017	6	8405	6209735	Legal Aid and Defender Association (HP)	05C	LMC	\$2,647.81



Office of Community Planning and Development
 U.S. Department of Housing and Urban Development
 Integrated Disbursement and Information System
 PR26 - CDBG Financial Summary Report
 Program Year 2018
 DETROIT , MI

DATE: 03-05-20
 TIME: 15:19
 PAGE: 1

2017	6	8405	6211423	Legal Aid and Defender Association (HP)	05C	LMC	\$4,211.50
2017	6	8405	6219883	Legal Aid and Defender Association (HP)	05C	LMC	\$3,903.15
2017	6	8405	6219917	Legal Aid and Defender Association (HP)	05C	LMC	\$5,478.53
2017	6	8405	6229010	Legal Aid and Defender Association (HP)	05C	LMC	\$3,964.31
2017	6	8405	6239105	Legal Aid and Defender Association (HP)	05C	LMC	\$17,482.26
2017	6	8405	6247645	Legal Aid and Defender Association (HP)	05C	LMC	\$6,709.07
2017	6	8405	6258974	Legal Aid and Defender Association (HP)	05C	LMC	\$11,433.95
2017	6	8405	6268099	Legal Aid and Defender Association (HP)	05C	LMC	\$11,170.84
2017	6	8405	6286351	Legal Aid and Defender Association (HP)	05C	LMC	\$8,770.99
2017	6	8405	6291786	Legal Aid and Defender Association (HP)	05C	LMC	\$10,854.24
2017	6	8406	6206408	Neighborhood Legal Services of Mich (Wayne County) (HP)	05C	LMC	\$746.98
2017	6	8406	6206410	Neighborhood Legal Services of Mich (Wayne County) (HP)	05C	LMC	\$3,952.51
2017	6	8406	6206411	Neighborhood Legal Services of Mich (Wayne County) (HP)	05C	LMC	\$10,777.31
2017	6	8406	6206412	Neighborhood Legal Services of Mich (Wayne County) (HP)	05C	LMC	\$10,646.70
2017	6	8406	6206718	Neighborhood Legal Services of Mich (Wayne County) (HP)	05C	LMC	\$6,376.92
2017	6	8406	6209729	Neighborhood Legal Services of Mich (Wayne County) (HP)	05C	LMC	\$11,535.54
2017	6	8406	6215876	Neighborhood Legal Services of Mich (Wayne County) (HP)	05C	LMC	\$8,423.95
2017	6	8406	6218989	Neighborhood Legal Services of Mich (Wayne County) (HP)	05C	LMC	\$9,612.63
2017	6	8406	6229012	Neighborhood Legal Services of Mich (Wayne County) (HP)	05C	LMC	\$4,760.97
2017	6	8406	6239141	Neighborhood Legal Services of Mich (Wayne County) (HP)	05C	LMC	\$8,584.87
2017	6	8406	6247662	Neighborhood Legal Services of Mich (Wayne County) (HP)	05C	LMC	\$3,777.20
2017	6	8406	6259697	Neighborhood Legal Services of Mich (Wayne County) (HP)	05C	LMC	\$4,688.68
2017	6	8406	6266933	Neighborhood Legal Services of Mich (Wayne County) (HP)	05C	LMC	\$1,966.85
2017	6	8406	6279426	Neighborhood Legal Services of Mich (Wayne County) (HP)	05C	LMC	\$989.25
2017	6	8406	6290443	Neighborhood Legal Services of Mich (Wayne County) (HP)	05C	LMC	\$2,464.62
2017	6	8406	6299567	Neighborhood Legal Services of Mich (Wayne County) (HP)	05C	LMC	\$6,541.87
2017	8	8419	6190269	International Institute of Metro Detroit	05C	LMC	\$5,465.39
2017	8	8419	6197628	International Institute of Metro Detroit	05C	LMC	\$9,880.17
2017	8	8419	6204397	International Institute of Metro Detroit	05C	LMC	\$5,982.38
2017	8	8419	6219936	International Institute of Metro Detroit	05C	LMC	\$8,604.39
2017	8	8419	6224932	International Institute of Metro Detroit	05C	LMC	\$2,902.00
2017	8	8419	6228399	International Institute of Metro Detroit	05C	LMC	\$6,504.50
2017	8	8419	6237528	International Institute of Metro Detroit	05C	LMC	\$354.00
2018	8	8581	6244148	Accounting Aid Society	05C	LMC	\$9,075.00
2018	8	8581	6252475	Accounting Aid Society	05C	LMC	\$22,600.00
2018	8	8581	6256928	Accounting Aid Society	05C	LMC	\$36,685.00
2018	8	8581	6265474	Accounting Aid Society	05C	LMC	\$14,971.00
2018	8	8589	6279417	International Institute of Metropolitan Detroit	05C	LMC	\$8,612.94
2018	8	8589	6279421	International Institute of Metropolitan Detroit	05C	LMC	\$9,262.85
2018	8	8589	6279431	International Institute of Metropolitan Detroit	05C	LMC	\$5,032.01
2018	8	8589	6284592	International Institute of Metropolitan Detroit	05C	LMC	\$9,826.21
2018	8	8589	6294927	International Institute of Metropolitan Detroit	05C	LMC	\$6,941.62
2018	8	8589	6296349	International Institute of Metropolitan Detroit	05C	LMC	\$8,083.28
					05C	Matrix Code	\$446,900.64
2013	2	7861	6300392	Alternative for Girls	05D	LMC	\$7,254.32
2016	9	8245	6228342	Summer Jobs Program (NRSA 1)	05D	LMC	\$9,252.54
2016	9	8245	6230148	Summer Jobs Program (NRSA 1)	05D	LMC	\$19,606.88
2016	9	8246	6228345	Summer Jobs Program (NRSA 2)	05D	LMC	\$73,383.23
2016	9	8246	6230152	Summer Jobs Program (NRSA 2)	05D	LMC	\$144,893.78
2016	9	8247	6228346	Summer Jobs Program (NRSA 3)	05D	LMC	\$19,068.21
2016	9	8247	6230155	Summer Jobs Program (NRSA 3)	05D	LMC	\$41,641.60
2016	9	8248	6228348	Summer Jobs Program (NRSA 4)	05D	LMC	\$61,619.06
2016	9	8248	6230145	Summer Jobs Program (NRSA 4)	05D	LMC	\$13,161.88
2016	9	8249	6228351	Summer Jobs Program (NRSA 5)	05D	LMC	\$49,967.64
2016	9	8251	6162188	Akebu-Ian Village	05D	LMC	\$1,621.15
2016	9	8253	6203009	Charles Wright Museum of African American History	05D	LMC	\$3,950.00
2016	9	8253	6203010	Charles Wright Museum of African American History	05D	LMC	\$2,725.00
2016	9	8253	6203011	Charles Wright Museum of African American History	05D	LMC	\$2,225.00
2016	9	8253	6203013	Charles Wright Museum of African American History	05D	LMC	\$2,904.23
2016	9	8253	6251090	Charles Wright Museum of African American History	05D	LMC	\$442.25
2016	9	8253	6251092	Charles Wright Museum of African American History	05D	LMC	\$4,532.00
2016	9	8253	6257939	Charles Wright Museum of African American History	05D	LMC	\$3,125.00



Office of Community Planning and Development
 U.S. Department of Housing and Urban Development
 Integrated Disbursement and Information System
 PR26 - CDBG Financial Summary Report
 Program Year 2018
 DETROIT , MI

DATE: 03-05-20
 TIME: 15:19
 PAGE: 1

2016	9	8255	6185064	Coleman A. Young Foundation	05D	LMC	\$431.29
2016	9	8255	6185072	Coleman A. Young Foundation	05D	LMC	\$3,056.66
2016	9	8255	6203989	Coleman A. Young Foundation	05D	LMC	\$2,456.77
2016	9	8255	6218566	Coleman A. Young Foundation	05D	LMC	\$2,955.46
2016	9	8262	6214667	Immanuel Lutheran	05D	LMC	\$472.50
2016	9	8262	6214669	Immanuel Lutheran	05D	LMC	\$967.05
2016	9	8262	6214671	Immanuel Lutheran	05D	LMC	\$585.14
2016	9	8262	6225228	Immanuel Lutheran	05D	LMC	\$1,634.25
2016	9	8262	6225367	Immanuel Lutheran	05D	LMC	\$1,348.71
2016	9	8262	6226153	Immanuel Lutheran	05D	LMC	\$836.33
2016	9	8262	6243962	Immanuel Lutheran	05D	LMC	\$5,673.65
2016	9	8262	6246797	Immanuel Lutheran	05D	LMC	\$1,102.50
2016	9	8262	6246798	Immanuel Lutheran	05D	LMC	\$1,212.29
2016	9	8262	6249922	Immanuel Lutheran	05D	LMC	\$1,811.65
2016	9	8262	6249933	Immanuel Lutheran	05D	LMC	\$5,321.14
2016	9	8262	6251115	Immanuel Lutheran	05D	LMC	\$864.40
2016	9	8262	6257865	Immanuel Lutheran	05D	LMC	\$389.98
2016	9	8262	6257867	Immanuel Lutheran	05D	LMC	\$210.93
2016	9	8262	6257868	Immanuel Lutheran	05D	LMC	\$191.10
2016	9	8262	6257869	Immanuel Lutheran	05D	LMC	\$435.57
2016	9	8262	6257870	Immanuel Lutheran	05D	LMC	\$6,407.65
2016	9	8262	6257871	Immanuel Lutheran	05D	LMC	\$275.35
2016	9	8262	6257874	Immanuel Lutheran	05D	LMC	\$971.82
2016	9	8262	6258950	Immanuel Lutheran	05D	LMC	\$1,702.11
2016	9	8262	6258959	Immanuel Lutheran	05D	LMC	\$2,400.70
2016	9	8262	6258961	Immanuel Lutheran	05D	LMC	\$1,588.02
2016	9	8262	6260055	Immanuel Lutheran	05D	LMC	\$630.00
2016	9	8262	6260056	Immanuel Lutheran	05D	LMC	\$420.00
2016	9	8262	6261570	Immanuel Lutheran	05D	LMC	\$1,777.95
2016	9	8262	6262177	Immanuel Lutheran	05D	LMC	\$132.70
2016	9	8262	6265298	Immanuel Lutheran	05D	LMC	\$374.14
2016	9	8272	6192543	Restaurant Opportunity Center of MI	05D	LMC	\$3,538.68
2016	9	8272	6196393	Restaurant Opportunity Center of MI	05D	LMC	\$4,376.76
2016	9	8272	6201529	Restaurant Opportunity Center of MI	05D	LMC	\$3,719.33
2016	9	8272	6218568	Restaurant Opportunity Center of MI	05D	LMC	\$3,674.51
2016	9	8272	6225225	Restaurant Opportunity Center of MI	05D	LMC	\$4,535.80
2016	9	8272	6225226	Restaurant Opportunity Center of MI	05D	LMC	\$3,178.52
2016	9	8275	6192312	Southwest Detroit Business Assoc.	05D	LMC	\$3,317.86
2016	9	8275	6192314	Southwest Detroit Business Assoc.	05D	LMC	\$3,299.37
2016	9	8275	6192453	Southwest Detroit Business Assoc.	05D	LMC	\$3,921.37
2016	9	8275	6192455	Southwest Detroit Business Assoc.	05D	LMC	\$5,468.00
2016	9	8279	6163101	The Youth Connection	05D	LMC	\$4,639.57
2016	9	8279	6210404	The Youth Connection	05D	LMC	\$10,509.56
2016	9	8279	6210407	The Youth Connection	05D	LMC	\$1,398.15
2017	8	8415	6234092	Coleman A. Young Foundation	05D	LMC	\$2,099.22
2017	8	8415	6234098	Coleman A. Young Foundation	05D	LMC	\$2,513.44
2017	8	8415	6243862	Coleman A. Young Foundation	05D	LMC	\$890.00
2017	8	8415	6243864	Coleman A. Young Foundation	05D	LMC	\$3,205.00
2017	8	8415	6243866	Coleman A. Young Foundation	05D	LMC	\$7,703.00
2017	8	8415	6273920	Coleman A. Young Foundation	05D	LMC	\$3,309.91
2017	8	8415	6277987	Coleman A. Young Foundation	05D	LMC	\$2,403.56
2017	8	8415	6287264	Coleman A. Young Foundation	05D	LMC	\$692.50
2017	8	8416	6208571	DAPCEP	05D	LMC	\$10,906.97
2017	8	8416	6214069	DAPCEP	05D	LMC	\$18,092.11
2017	8	8416	6243361	DAPCEP	05D	LMC	\$1,291.80
2017	8	8416	6243366	DAPCEP	05D	LMC	\$634.09
2017	8	8416	6247928	DAPCEP	05D	LMC	\$3,262.84
2017	8	8416	6261532	DAPCEP	05D	LMC	\$20,737.38
2017	8	8416	6299264	DAPCEP	05D	LMC	\$18,063.20
2017	8	8416	6302599	DAPCEP	05D	LMC	\$12,319.40
2017	8	8420	6185083	Kendall CDC	05D	LMC	\$59.99
2017	8	8420	6201548	Kendall CDC	05D	LMC	\$253.00



Office of Community Planning and Development
 U.S. Department of Housing and Urban Development
 Integrated Disbursement and Information System

DATE: 03-05-20
 TIME: 15:19
 PAGE: 1

PR26 - CDBG Financial Summary Report
 Program Year 2018

DETROIT , MI

2017	8	8420	6207937	Kendall CDC	05D	LMC	\$1,499.68
2017	8	8420	6211387	Kendall CDC	05D	LMC	\$480.00
2017	8	8420	6211388	Kendall CDC	05D	LMC	\$2,975.68
2017	8	8420	6237283	Kendall CDC	05D	LMC	\$1,143.34
2017	8	8420	6237284	Kendall CDC	05D	LMC	\$2,241.49
2017	8	8420	6270508	Kendall CDC	05D	LMC	\$400.00
2017	8	8420	6271534	Kendall CDC	05D	LMC	\$3,555.82
2017	8	8421	6191673	Mercy Education Project	05D	LMC	\$6,539.39
2017	8	8421	6194255	Mercy Education Project	05D	LMC	\$9,809.04
2017	8	8421	6194260	Mercy Education Project	05D	LMC	\$6,539.36
2017	8	8421	6195981	Mercy Education Project	05D	LMC	\$6,539.36
2017	8	8421	6195983	Mercy Education Project	05D	LMC	\$5,995.36
2017	8	8421	6200998	Mercy Education Project	05D	LMC	\$4,971.36
2017	8	8421	6201000	Mercy Education Project	05D	LMC	\$6,256.04
2017	8	8421	6206716	Mercy Education Project	05D	LMC	\$4,681.43
2017	8	8421	6213581	Mercy Education Project	05D	LMC	\$5,451.36
2017	8	8421	6225167	Mercy Education Project	05D	LMC	\$5,995.36
2017	8	8421	6234958	Mercy Education Project	05D	LMC	\$6,539.36
2017	8	8424	6247922	The Youth Connection	05D	LMC	\$12,914.62
2017	8	8424	6251221	The Youth Connection	05D	LMC	\$10,065.77
2017	8	8424	6257957	The Youth Connection	05D	LMC	\$4,406.29
2017	8	8424	6277986	The Youth Connection	05D	LMC	\$5,063.76
2017	8	8424	6284602	The Youth Connection	05D	LMC	\$1,003.41
2017	8	8424	6295024	The Youth Connection	05D	LMC	\$1,476.63
2017	8	8424	6295632	The Youth Connection	05D	LMC	\$11,716.20
2017	8	8425	6162183	Urban Neigborhood Initiative	05D	LMC	\$7,081.24
2017	8	8425	6165467	Urban Neigborhood Initiative	05D	LMC	\$7,665.91
2017	8	8425	6165468	Urban Neigborhood Initiative	05D	LMC	\$7,693.21
2017	8	8425	6188432	Urban Neigborhood Initiative	05D	LMC	\$8,313.43
2017	8	8425	6209738	Urban Neigborhood Initiative	05D	LMC	\$4,959.02
2017	8	8425	6217600	Urban Neigborhood Initiative	05D	LMC	\$4,399.89
2017	8	8425	6219852	Urban Neigborhood Initiative	05D	LMC	\$8,421.17
2017	8	8425	6225172	Urban Neigborhood Initiative	05D	LMC	\$12,790.31
2017	8	8425	6234103	Urban Neigborhood Initiative	05D	LMC	\$9,353.77
2017	8	8426	6191171	Wellspring	05D	LMC	\$7,673.78
2017	8	8426	6194008	Wellspring	05D	LMC	\$8,556.37
2017	8	8426	6199975	Wellspring	05D	LMC	\$9,445.79
2017	8	8426	6199976	Wellspring	05D	LMC	\$8,368.36
2017	8	8426	6199977	Wellspring	05D	LMC	\$7,532.10
2017	8	8426	6199978	Wellspring	05D	LMC	\$10,341.68
2017	8	8426	6211339	Wellspring	05D	LMC	\$7,357.04
2017	8	8426	6213623	Wellspring	05D	LMC	\$8,648.71
2017	8	8426	6216521	Wellspring	05D	LMC	\$108.14
2017	8	8427	6165360	YMCA	05D	LMC	\$716.60
2017	8	8427	6204401	YMCA	05D	LMC	\$2,373.34
2017	8	8427	6226154	YMCA	05D	LMC	\$7,740.08
2017	8	8427	6229068	YMCA	05D	LMC	\$15,269.05
2017	8	8432	6191169	Alkebu-lan Village	05D	LMC	\$6,654.77
2017	8	8432	6204847	Alkebu-lan Village	05D	LMC	\$6,547.11
2017	8	8432	6204849	Alkebu-lan Village	05D	LMC	\$5,645.25
2017	8	8432	6206713	Alkebu-lan Village	05D	LMC	\$4,787.90
2017	8	8432	6209615	Alkebu-lan Village	05D	LMC	\$4,436.41
2017	8	8432	6209732	Alkebu-lan Village	05D	LMC	\$5,108.75
2017	8	8432	6216516	Alkebu-lan Village	05D	LMC	\$8,932.37
2017	8	8432	6227127	Alkebu-lan Village	05D	LMC	\$8,703.28
2017	8	8432	6240158	Alkebu-lan Village	05D	LMC	\$6,206.70
2017	8	8433	6184939	People's Community Services	05D	LMC	\$6,310.71
2017	8	8433	6196408	People's Community Services	05D	LMC	\$5,307.77
2017	8	8433	6203016	People's Community Services	05D	LMC	\$1,108.14
2017	8	8433	6213620	People's Community Services	05D	LMC	\$401.58
2017	8	8433	6226166	People's Community Services	05D	LMC	\$2,963.07
2017	8	8433	6229394	People's Community Services	05D	LMC	\$4,038.01



Office of Community Planning and Development
U.S. Department of Housing and Urban Development
Integrated Disbursement and Information System
PR26 - CDBG Financial Summary Report
Program Year 2018
DETROIT , MI

DATE: 03-05-20
TIME: 15:19
PAGE: 1

2017	8	8433	6263537	People's Community Services	05D	LMC	\$7,133.33
2017	8	8433	6263538	People's Community Services	05D	LMC	\$4,428.72
2017	8	8433	6263539	People's Community Services	05D	LMC	\$7,038.84
2017	8	8433	6273917	People's Community Services	05D	LMC	\$6,045.99
2017	8	8434	6203017	Clark Park Coalition	05D	LMC	\$5,196.96
2017	8	8434	6206388	Clark Park Coalition	05D	LMC	\$5,077.96
2017	8	8434	6206391	Clark Park Coalition	05D	LMC	\$7,134.89
2017	8	8434	6206393	Clark Park Coalition	05D	LMC	\$5,994.98
2017	8	8434	6206400	Clark Park Coalition	05D	LMC	\$3,311.38
2017	8	8434	6219861	Clark Park Coalition	05D	LMC	\$5,571.13
2017	8	8434	6234100	Clark Park Coalition	05D	LMC	\$5,604.82
2017	8	8434	6234473	Clark Park Coalition	05D	LMC	\$15,886.56
2017	8	8434	6243604	Clark Park Coalition	05D	LMC	\$10,220.61
2017	8	8434	6275839	Clark Park Coalition	05D	LMC	\$3,499.71
2017	8	8435	6206714	Police Athletic League	05D	LMC	\$25,230.51
2017	8	8435	6218567	Police Athletic League	05D	LMC	\$18,298.63
2017	8	8435	6231855	Police Athletic League	05D	LMC	\$4,830.24
2017	8	8435	6240166	Police Athletic League	05D	LMC	\$1,456.27
2017	8	8435	6246687	Police Athletic League	05D	LMC	\$5,501.42
2017	8	8436	6226297	Mosaic Youth Theatre	05D	LMC	\$9,927.17
2017	8	8436	6229002	Mosaic Youth Theatre	05D	LMC	\$9,163.66
2017	8	8436	6229008	Mosaic Youth Theatre	05D	LMC	\$10,706.60
2017	8	8436	6229011	Mosaic Youth Theatre	05D	LMC	\$9,663.66
2017	8	8436	6229013	Mosaic Youth Theatre	05D	LMC	\$9,087.70
2017	8	8436	6229017	Mosaic Youth Theatre	05D	LMC	\$5,956.33
2017	8	8436	6229019	Mosaic Youth Theatre	05D	LMC	\$2,636.23
2017	8	8436	6229024	Mosaic Youth Theatre	05D	LMC	\$2,603.66
2017	8	8436	6250083	Mosaic Youth Theatre	05D	LMC	\$254.99
2017	8	8513	6257903	Summer Jobs Program 2017 (NRSA 1)	05D	LMC	\$5,095.33
2017	8	8513	6259501	Summer Jobs Program 2017 (NRSA 1)	05D	LMC	\$23,356.42
2017	8	8514	6257912	Summer Jobs Program 2017 (NRSA 2)	05D	LMC	\$19,222.59
2017	8	8514	6259510	Summer Jobs Program 2017 (NRSA 2)	05D	LMC	\$157,529.19
2017	8	8515	6257915	Summer Jobs Program 2017 (NRSA 3)	05D	LMC	\$7,523.88
2017	8	8515	6259503	Summer Jobs Program 2017 (NRSA 3)	05D	LMC	\$43,184.46
2017	8	8516	6257918	Summer Jobs Program 2017 (NRSA 4)	05D	LMC	\$77,138.15
2017	8	8516	6259256	Summer Jobs Program 2017 (NRSA 4)	05D	LMC	\$116,819.24
2017	8	8516	6259515	Summer Jobs Program 2017 (NRSA 4)	05D	LMC	\$143,843.13
2017	8	8517	6257920	Summer Jobs Program 2017 (NRSA 5)	05D	LMC	\$31,090.96
2017	8	8517	6258713	Summer Jobs Program 2017 (NRSA 5)	05D	LMC	\$106,043.78
2017	8	8517	6259516	Summer Jobs Program 2017 (NRSA 5)	05D	LMC	\$112,180.15
2018	8	8582	6297111	Alkebu-lan Village	05D	LMC	\$4,159.42
2018	8	8582	6297472	Alkebu-lan Village	05D	LMC	\$6,358.58
2018	8	8582	6297475	Alkebu-lan Village	05D	LMC	\$4,899.46
2018	8	8582	6297484	Alkebu-lan Village	05D	LMC	\$7,911.78
2018	8	8584	6282897	Clark Park Coalition	05D	LMC	\$4,262.53
2018	8	8584	6287256	Clark Park Coalition	05D	LMC	\$7,308.94
2018	8	8584	6299290	Clark Park Coalition	05D	LMC	\$4,068.54
2018	8	8584	6299300	Clark Park Coalition	05D	LMC	\$10,976.31
2018	8	8584	6301769	Clark Park Coalition	05D	LMC	\$3,315.55
2018	8	8584	6301786	Clark Park Coalition	05D	LMC	\$3,672.53
2018	8	8597	6292967	Neighborhood Legal Services (Wayne County)	05D	LMC	\$4,870.17
2018	8	8597	6292968	Neighborhood Legal Services (Wayne County)	05D	LMC	\$4,984.44
2018	8	8597	6297129	Neighborhood Legal Services (Wayne County)	05D	LMC	\$5,216.24
2018	8	8598	6297114	People's Community Services	05D	LMC	\$4,001.96
2018	8	8598	6299305	People's Community Services	05D	LMC	\$5,351.66
2018	8	8599	6295028	Police Athletic League	05D	LMC	\$3,752.01
2018	8	8599	6295626	Police Athletic League	05D	LMC	\$3,826.65
2018	8	8599	6295627	Police Athletic League	05D	LMC	\$7,148.41
2018	8	8603	6301782	Sowing Empowerment & Econ Dev (SEED, Inc.)	05D	LMC	\$16,750.00
2018	8	8603	6301784	Sowing Empowerment & Econ Dev (SEED, Inc.)	05D	LMC	\$2,500.00
2018	8	8610	6274462	Urban Neighborhood Initiative	05D	LMC	\$7,435.30
2018	8	8610	6274463	Urban Neighborhood Initiative	05D	LMC	\$7,113.04



Office of Community Planning and Development
 U.S. Department of Housing and Urban Development
 Integrated Disbursement and Information System
 PR26 - CDBG Financial Summary Report
 Program Year 2018
 DETROIT , MI

DATE: 03-05-20
 TIME: 15:19
 PAGE: 1

2018	8	8610	6274996	Urban Neighborhood Initiative	05D	LMC	\$6,039.24
2018	8	8610	6274997	Urban Neighborhood Initiative	05D	LMC	\$6,815.48
2018	8	8610	6279227	Urban Neighborhood Initiative	05D	LMC	\$11,378.05
2018	8	8610	6288471	Urban Neighborhood Initiative	05D	LMC	\$8,119.59
2018	8	8611	6260733	Wellspring	05D	LMC	\$5,960.29
2018	8	8611	6263923	Wellspring	05D	LMC	\$13,699.03
2018	8	8611	6267470	Wellspring	05D	LMC	\$11,657.93
2018	8	8611	6273918	Wellspring	05D	LMC	\$12,702.68
2018	8	8611	6291790	Wellspring	05D	LMC	\$11,662.37
					05D	Matrix Code	\$2,312,655.80
2016	9	8258	6192635	Focus: Hope	05H	LMC	\$6,533.69
2016	9	8258	6199597	Focus: Hope	05H	LMC	\$6,091.35
2016	9	8258	6203996	Focus: Hope	05H	LMC	\$8,057.98
2016	9	8258	6211336	Focus: Hope	05H	LMC	\$14,783.52
2016	9	8258	6218563	Focus: Hope	05H	LMC	\$22,154.10
2016	9	8258	6226123	Focus: Hope	05H	LMC	\$19,792.92
2016	9	8258	6250950	Focus: Hope	05H	LMC	\$2,280.00
2017	8	8417	6166624	Dominican Literacy Center	05H	LMC	\$6,219.73
2017	8	8417	6182284	Dominican Literacy Center	05H	LMC	\$7,510.96
2017	8	8417	6195156	Dominican Literacy Center	05H	LMC	\$5,911.66
2017	8	8417	6203749	Dominican Literacy Center	05H	LMC	\$8,297.25
2017	8	8417	6213578	Dominican Literacy Center	05H	LMC	\$6,109.15
2017	8	8417	6224921	Dominican Literacy Center	05H	LMC	\$7,348.61
2017	8	8417	6234965	Dominican Literacy Center	05H	LMC	\$3,836.03
2017	8	8422	6186701	Siena Literacy Center	05H	LMC	\$269.36
2017	8	8422	6186702	Siena Literacy Center	05H	LMC	\$4,534.07
2017	8	8422	6196009	Siena Literacy Center	05H	LMC	\$5,670.84
2017	8	8422	6201001	Siena Literacy Center	05H	LMC	\$5,036.61
2017	8	8422	6213589	Siena Literacy Center	05H	LMC	\$4,194.58
2017	8	8422	6219862	Siena Literacy Center	05H	LMC	\$9,512.70
2017	8	8422	6231862	Siena Literacy Center	05H	LMC	\$5,768.29
2017	8	8422	6240168	Siena Literacy Center	05H	LMC	\$4,703.89
2017	8	8422	6246507	Siena Literacy Center	05H	LMC	\$5,601.40
2017	8	8422	6258484	Siena Literacy Center	05H	LMC	\$4,774.07
2017	8	8422	6277994	Siena Literacy Center	05H	LMC	\$9,445.44
2017	8	8422	6290403	Siena Literacy Center	05H	LMC	\$3,648.95
2017	8	8422	6290408	Siena Literacy Center	05H	LMC	\$3,374.80
2017	8	8423	6186722	St. Vincent and Sarah Fisher Ctr	05H	LMC	\$5,714.64
2017	8	8423	6200371	St. Vincent and Sarah Fisher Ctr	05H	LMC	\$5,027.95
2017	8	8423	6201541	St. Vincent and Sarah Fisher Ctr	05H	LMC	\$4,674.22
2018	8	8587	6258471	Dominican Literacy	05H	LMC	\$4,889.67
2018	8	8587	6258474	Dominican Literacy	05H	LMC	\$6,441.59
2018	8	8587	6258478	Dominican Literacy	05H	LMC	\$2,924.08
2018	8	8587	6267473	Dominican Literacy	05H	LMC	\$7,083.58
2018	8	8587	6278022	Dominican Literacy	05H	LMC	\$7,772.86
2018	8	8587	6288470	Dominican Literacy	05H	LMC	\$5,824.96
2018	8	8600	6298095	Restaurant Opportunity Center of Michigan	05H	LMC	\$5,347.80
2018	8	8600	6298111	Restaurant Opportunity Center of Michigan	05H	LMC	\$4,342.76
2018	8	8600	6298159	Restaurant Opportunity Center of Michigan	05H	LMC	\$5,100.48
2018	8	8600	6298160	Restaurant Opportunity Center of Michigan	05H	LMC	\$4,417.78
2018	8	8605	6250238	St. Vincent and Sarah Fisher Ctr.	05H	LMC	\$20,737.00
2018	8	8605	6250241	St. Vincent and Sarah Fisher Ctr.	05H	LMC	\$20,154.87
2018	8	8605	6257033	St. Vincent and Sarah Fisher Ctr.	05H	LMC	\$19,680.98
2018	8	8605	6265314	St. Vincent and Sarah Fisher Ctr.	05H	LMC	\$14,800.73
2018	8	8605	6277983	St. Vincent and Sarah Fisher Ctr.	05H	LMC	\$2,658.42
					05H	Matrix Code	\$339,056.32
2017	8	8437	6209616	Jefferson Business Association	05I	LMA	\$1,806.97
2017	8	8437	6209617	Jefferson Business Association	05I	LMA	\$3,953.08
2017	8	8437	6210398	Jefferson Business Association	05I	LMA	\$2,055.09
2017	8	8437	6211326	Jefferson Business Association	05I	LMA	\$14,909.98
2017	8	8437	6226161	Jefferson Business Association	05I	LMA	\$9,217.10
2017	8	8437	6240163	Jefferson Business Association	05I	LMA	\$11,610.04



Office of Community Planning and Development
 U.S. Department of Housing and Urban Development
 Integrated Disbursement and Information System
 PR26 - CDBG Financial Summary Report
 Program Year 2018
 DETROIT , MI

DATE: 03-05-20
 TIME: 15:19
 PAGE: 1

2018	8	8264	6164443	Jefferson East Business Association	05I	LMA	\$5,213.95
					05I	Matrix Code	\$48,766.21
2016	9	8252	6163097	Alzheimer's Association	05M	LMC	\$60,000.00
2016	9	8268	6158791	Matrix Human Services	05M	LMC	\$6,898.86
2017	8	8428	6162186	Joy-Southfield CDC	05M	LMC	\$6,745.55
2017	8	8428	6182398	Joy-Southfield CDC	05M	LMC	\$7,633.16
2017	8	8428	6194264	Joy-Southfield CDC	05M	LMC	\$935.85
2017	8	8428	6194266	Joy-Southfield CDC	05M	LMC	\$8,909.15
2017	8	8428	6201530	Joy-Southfield CDC	05M	LMC	\$6,859.74
2017	8	8428	6201533	Joy-Southfield CDC	05M	LMC	\$100.00
2017	8	8428	6210402	Joy-Southfield CDC	05M	LMC	\$7,227.22
2017	8	8428	6216522	Joy-Southfield CDC	05M	LMC	\$6,486.83
2017	8	8428	6226116	Joy-Southfield CDC	05M	LMC	\$787.43
2017	8	8430	6185571	The Yunion	05M	LMC	\$7,063.78
2017	8	8430	6199603	The Yunion	05M	LMC	\$4,083.90
2017	8	8430	6209619	The Yunion	05M	LMC	\$6,418.30
2017	8	8430	6219822	The Yunion	05M	LMC	\$5,202.37
2017	8	8430	6225161	The Yunion	05M	LMC	\$8,164.57
2017	8	8430	6245243	The Yunion	05M	LMC	\$5,264.32
2017	8	8430	6247466	The Yunion	05M	LMC	\$4,628.58
2017	8	8430	6279322	The Yunion	05M	LMC	\$11,211.06
2017	8	8430	6281908	The Yunion	05M	LMC	\$11,342.75
2017	8	8430	6287271	The Yunion	05M	LMC	\$6,429.31
2017	8	8430	6295628	The Yunion	05M	LMC	\$7,489.06
2017	8	8431	6186692	World Medical Relief	05M	LMC	\$1,241.51
2017	8	8431	6186694	World Medical Relief	05M	LMC	\$5,194.26
2017	8	8431	6194269	World Medical Relief	05M	LMC	\$4,583.49
2017	8	8431	6203015	World Medical Relief	05M	LMC	\$6,887.15
2017	8	8431	6214072	World Medical Relief	05M	LMC	\$6,758.64
2017	8	8431	6227128	World Medical Relief	05M	LMC	\$5,249.63
2017	8	8431	6232260	World Medical Relief	05M	LMC	\$4,378.82
2017	8	8431	6237906	World Medical Relief	05M	LMC	\$11,296.59
2017	8	8438	6290379	Alzheimer's Association	05M	LMC	\$18,266.70
2017	8	8438	6290381	Alzheimer's Association	05M	LMC	\$4,583.40
2017	8	8438	6292966	Alzheimer's Association	05M	LMC	\$9,985.23
2017	8	8438	6292991	Alzheimer's Association	05M	LMC	\$19,790.94
2017	8	8438	6292994	Alzheimer's Association	05M	LMC	\$4,721.01
2017	8	8438	6292998	Alzheimer's Association	05M	LMC	\$12,652.72
2018	8	8591	6290401	Joy-Southfield CDC	05M	LMC	\$10,765.22
2018	8	8591	6290583	Joy-Southfield CDC	05M	LMC	\$4,776.62
2018	8	8591	6290584	Joy-Southfield CDC	05M	LMC	\$3,735.00
2018	8	8591	6290585	Joy-Southfield CDC	05M	LMC	\$5,535.64
2018	8	8591	6290586	Joy-Southfield CDC	05M	LMC	\$10,046.87
2018	8	8591	6295974	Joy-Southfield CDC	05M	LMC	\$6,455.64
2018	8	8674	6291203	World Medical Relief	05M	LMC	\$5,501.98
2018	8	8674	6291305	World Medical Relief	05M	LMC	\$5,275.13
2018	8	8674	6291307	World Medical Relief	05M	LMC	\$3,832.70
2018	8	8674	6296339	World Medical Relief	05M	LMC	\$5,401.85
2018	8	8674	6297117	World Medical Relief	05M	LMC	\$6,227.21
2018	8	8674	6302604	World Medical Relief	05M	LMC	\$5,072.87
					05M	Matrix Code	\$378,098.61
2016	10	8285	6199598	Black Family Development	05Q	LMC	\$6,877.98
2016	10	8285	6199599	Black Family Development	05Q	LMC	\$4,937.27
2016	10	8285	6203022	Black Family Development	05Q	LMC	\$4,996.79
2016	10	8285	6215910	Black Family Development	05Q	LMC	\$4,924.27
2016	10	8285	6226159	Black Family Development	05Q	LMC	\$7,937.46
2016	10	8285	6240160	Black Family Development	05Q	LMC	\$15,935.80
2016	10	8286	6167372	Bridging Communities	05Q	LMC	\$5,713.64
2017	6	8407	6204094	United Community Housing Coalition (HP)	05Q	LMC	\$10,392.29
2017	6	8407	6204390	United Community Housing Coalition (HP)	05Q	LMC	\$5,932.95
2017	6	8407	6204466	United Community Housing Coalition (HP)	05Q	LMC	\$3,457.71
2017	6	8407	6204574	United Community Housing Coalition (HP)	05Q	LMC	\$4,146.83



Office of Community Planning and Development
 U.S. Department of Housing and Urban Development
 Integrated Disbursement and Information System
 PR26 - CDBG Financial Summary Report
 Program Year 2018
 DETROIT , MI

DATE: 03-05-20
 TIME: 15:19
 PAGE: 1

2017	6	8407	6204576	United Community Housing Coalition (HP)	05Q	LMC	\$3,522.36
2017	6	8407	6204589	United Community Housing Coalition (HP)	05Q	LMC	\$6,911.03
2017	6	8407	6204592	United Community Housing Coalition (HP)	05Q	LMC	\$3,835.80
2017	6	8407	6204631	United Community Housing Coalition (HP)	05Q	LMC	\$11,373.15
2017	6	8407	6240667	United Community Housing Coalition (HP)	05Q	LMC	\$6,264.41
2017	6	8407	6240668	United Community Housing Coalition (HP)	05Q	LMC	\$14,190.28
2017	6	8407	6246390	United Community Housing Coalition (HP)	05Q	LMC	\$24,973.87
2017	6	8407	6251613	United Community Housing Coalition (HP)	05Q	LMC	\$4,999.32
					05Q	Matrix Code	\$151,323.21
2016	10	8292	6226290	Community Home and Support	05S	LMH	\$4,029.53
2016	10	8292	6226303	Community Home and Support	05S	LMH	\$14,232.81
2016	10	8292	6226324	Community Home and Support	05S	LMH	\$12,383.04
2016	10	8292	6226338	Community Home and Support	05S	LMH	\$12,823.83
2016	10	8292	6226342	Community Home and Support	05S	LMH	\$13,592.12
2016	10	8292	6226363	Community Home and Support	05S	LMH	\$4,213.72
2016	10	8292	6226444	Community Home and Support	05S	LMH	\$19,038.18
2016	10	8292	6226449	Community Home and Support	05S	LMH	\$14,045.31
2016	10	8312	6163389	Southwest Counseling Solutions	05S	LMH	\$5,010.54
2016	10	8312	6165375	Southwest Counseling Solutions	05S	LMH	\$4,388.38
2016	10	8312	6231575	Southwest Counseling Solutions	05S	LMH	\$6,487.72
2016	10	8312	6231576	Southwest Counseling Solutions	05S	LMH	\$4,581.15
2016	10	8312	6243167	Southwest Counseling Solutions	05S	LMH	\$19,564.68
2016	10	8312	6243168	Southwest Counseling Solutions	05S	LMH	\$4,561.21
2016	10	8312	6243170	Southwest Counseling Solutions	05S	LMH	\$7,256.03
2016	10	8312	6243171	Southwest Counseling Solutions	05S	LMH	\$5,236.77
2016	10	8312	6243648	Southwest Counseling Solutions	05S	LMH	\$31,254.69
2016	10	8312	6256583	Southwest Counseling Solutions	05S	LMH	\$11,187.69
2017	6	8408	6199291	Neighborhood Legal Services Mich (Wayne County) (RR)	05S	LMH	\$6,115.39
2017	6	8408	6199293	Neighborhood Legal Services Mich (Wayne County) (RR)	05S	LMH	\$10,454.56
2017	6	8408	6199296	Neighborhood Legal Services Mich (Wayne County) (RR)	05S	LMH	\$14,792.69
2017	6	8408	6199298	Neighborhood Legal Services Mich (Wayne County) (RR)	05S	LMH	\$9,118.46
2017	6	8408	6199301	Neighborhood Legal Services Mich (Wayne County) (RR)	05S	LMH	\$6,866.23
2017	6	8408	6205157	Neighborhood Legal Services Mich (Wayne County) (RR)	05S	LMH	\$8,940.34
2017	6	8408	6205161	Neighborhood Legal Services Mich (Wayne County) (RR)	05S	LMH	\$7,185.86
2017	6	8408	6209730	Neighborhood Legal Services Mich (Wayne County) (RR)	05S	LMH	\$5,617.62
2017	6	8408	6214649	Neighborhood Legal Services Mich (Wayne County) (RR)	05S	LMH	\$6,865.27
2017	6	8408	6219858	Neighborhood Legal Services Mich (Wayne County) (RR)	05S	LMH	\$6,877.13
2017	6	8408	6227198	Neighborhood Legal Services Mich (Wayne County) (RR)	05S	LMH	\$5,260.78
2017	6	8408	6239139	Neighborhood Legal Services Mich (Wayne County) (RR)	05S	LMH	\$2,822.02
2017	6	8408	6247953	Neighborhood Legal Services Mich (Wayne County) (RR)	05S	LMH	\$5,013.98
2017	6	8408	6258386	Neighborhood Legal Services Mich (Wayne County) (RR)	05S	LMH	\$19,075.58
2017	6	8408	6266935	Neighborhood Legal Services Mich (Wayne County) (RR)	05S	LMH	\$18,155.55
2017	6	8408	6279217	Neighborhood Legal Services Mich (Wayne County) (RR)	05S	LMH	\$23,118.78
2017	6	8408	6288716	Neighborhood Legal Services Mich (Wayne County) (RR)	05S	LMH	\$15,164.24
2017	6	8410	6281226	Southwest Solutions (RR)	05S	LMH	\$14,642.38
2017	6	8410	6281229	Southwest Solutions (RR)	05S	LMH	\$13,610.02
2017	6	8410	6288722	Southwest Solutions (RR)	05S	LMH	\$11,108.18
2017	6	8410	6297502	Southwest Solutions (RR)	05S	LMH	\$29,473.51
2017	6	8410	6297584	Southwest Solutions (RR)	05S	LMH	\$43,590.81
					05S	Matrix Code	\$477,756.78
Total							\$6,745,109.31

LINE 37 DETAIL: ACTIVITIES INCLUDED IN THE COMPUTATION OF LINE 37

Plan Year	IDIS Project	IDIS Activity	voucnr Number	Activity Name	matrix Code	national Objective	Drawn Amount
2012	7	7773	6278263	EIGHT MILE	20		\$20,700.00
2015	16	8363	6164290	Planning (CDBG-DDR)	20		\$44,719.90
2015	16	8363	6164309	Planning (CDBG-DDR)	20		\$24,926.50
2015	16	8363	6165513	Planning (CDBG-DDR)	20		\$10,391.00
2015	16	8363	6184403	Planning (CDBG-DDR)	20		\$59,108.68
2015	16	8363	6195995	Planning (CDBG-DDR)	20		\$61,201.60
2015	16	8363	6195997	Planning (CDBG-DDR)	20		\$16,143.40



Office of Community Planning and Development
U.S. Department of Housing and Urban Development
Integrated Disbursement and Information System
PR26 - CDBG Financial Summary Report
Program Year 2018
DETROIT , MI

DATE: 03-05-20
TIME: 15:19
PAGE: 1

2015	16	8363	6203743	Planning (CDBG-DDR)	20	\$32,343.67
2015	16	8363	6203809	Planning (CDBG-DDR)	20	\$23,043.09
2015	16	8363	6209945	Planning (CDBG-DDR)	20	\$18,765.00
2015	16	8363	6209948	Planning (CDBG-DDR)	20	\$24,521.50
2015	16	8363	6209950	Planning (CDBG-DDR)	20	\$87,137.53
2015	16	8363	6215902	Planning (CDBG-DDR)	20	\$52,491.00
2015	16	8363	6218574	Planning (CDBG-DDR)	20	\$15,646.25
2015	16	8363	6218575	Planning (CDBG-DDR)	20	\$34,741.41
2015	16	8363	6227126	Planning (CDBG-DDR)	20	\$62,863.25
2015	16	8363	6228558	Planning (CDBG-DDR)	20	\$28,245.32
2015	16	8363	6228560	Planning (CDBG-DDR)	20	\$17,269.22
2015	16	8363	6228583	Planning (CDBG-DDR)	20	\$46,480.75
2015	16	8363	6228585	Planning (CDBG-DDR)	20	\$3,819.80
2015	16	8363	6232539	Planning (CDBG-DDR)	20	\$56,921.75
2015	16	8363	6244118	Planning (CDBG-DDR)	20	\$27,743.97
2015	16	8363	6244119	Planning (CDBG-DDR)	20	\$15,152.12
2015	16	8363	6251225	Planning (CDBG-DDR)	20	\$33,791.75
2015	16	8363	6251281	Planning (CDBG-DDR)	20	\$27,053.00
2015	16	8363	6256547	Planning (CDBG-DDR)	20	\$43,487.55
2015	16	8363	6256561	Planning (CDBG-DDR)	20	\$10,331.10
2015	16	8363	6256593	Planning (CDBG-DDR)	20	\$13,945.00
2015	16	8363	6256594	Planning (CDBG-DDR)	20	\$21,253.00
2015	16	8363	6256631	Planning (CDBG-DDR)	20	\$1,994.00
2015	16	8363	6271865	Planning (CDBG-DDR)	20	\$18,598.00
2015	16	8363	6279457	Planning (CDBG-DDR)	20	\$35,820.83
2015	16	8363	6283017	Planning (CDBG-DDR)	20	\$44,817.28
2015	16	8363	6293012	Planning (CDBG-DDR)	20	\$45,913.95
2015	16	8363	6293014	Planning (CDBG-DDR)	20	\$53,787.22
2015	16	8363	6293018	Planning (CDBG-DDR)	20	\$5,000.00
2016	12	8352	6163803	Planning Studies	20	\$12,500.00
2016	12	8352	6164420	Planning Studies	20	\$45,604.50
2016	12	8352	6174524	Planning Studies	20	\$0.45
2016	12	8352	6195080	Planning Studies	20	\$13,775.00
2016	12	8352	6195081	Planning Studies	20	\$16,700.00
2016	12	8352	6206902	Planning Studies	20	\$22,546.96
2016	12	8352	6206904	Planning Studies	20	\$67,801.48
2016	12	8352	6206905	Planning Studies	20	\$13,775.00
2016	12	8352	6207044	Planning Studies	20	\$17,042.08
2016	12	8352	6207046	Planning Studies	20	\$68,413.31
2016	12	8352	6209478	Planning Studies	20	\$78,091.87
2016	12	8352	6209485	Planning Studies	20	\$61,445.83
2016	12	8352	6209487	Planning Studies	20	\$67,992.43
2016	12	8352	6218570	Planning Studies	20	\$41,552.30
2016	12	8352	6218571	Planning Studies	20	\$59,187.54
2016	12	8352	6222213	Planning Studies	20	\$11,475.00
2016	12	8352	6227075	Planning Studies	20	\$30,013.30
2016	12	8352	6228967	Planning Studies	20	\$11,475.00
2016	12	8352	6247402	Planning Studies	20	\$13,802.27
2016	12	8352	6247403	Planning Studies	20	\$26,605.00
2016	12	8352	6253319	Planning Studies	20	\$34,378.08
2016	12	8352	6255118	Planning Studies	20	\$17,786.98
2016	12	8352	6255120	Planning Studies	20	\$79,451.42
2016	12	8352	6262404	Planning Studies	20	\$33,642.00
2016	12	8352	6265475	Planning Studies	20	\$20,410.96
2016	12	8352	6265476	Planning Studies	20	\$8,285.00
2016	12	8352	6265477	Planning Studies	20	\$7,145.00
2016	12	8352	6265478	Planning Studies	20	\$3,595.00
2016	12	8352	6270633	Planning Studies	20	\$25,875.00
2016	12	8352	6285786	Planning Studies	20	\$13,745.58
2016	12	8352	6285797	Planning Studies	20	\$50,507.94
2016	12	8352	6285815	Planning Studies	20	\$22,950.00
2016	12	8352	6287254	Planning Studies	20	\$70,092.07



Office of Community Planning and Development
 U.S. Department of Housing and Urban Development
 Integrated Disbursement and Information System
 PR26 - CDBG Financial Summary Report
 Program Year 2018
 DETROIT , MI

DATE: 03-05-20
 TIME: 15:19
 PAGE: 1

2017	1	8452	6211153	Planning General (Direct)	20	\$10,089.48
2017	1	8453	6211154	Planning General (Indirect)	20	\$5,766.14
2017	1	8466	6201128	Planning Historic Designation Advisory Board (HDAB)	20	\$25,000.00
2018	1	8548	6244411	Planning General (Direct)	20	\$481,994.30
2018	1	8548	6245952	Planning General (Direct)	20	\$344,277.33
2018	1	8548	6259029	Planning General (Direct)	20	\$202,929.09
2018	1	8548	6259031	Planning General (Direct)	20	\$126,546.00
2018	1	8548	6287303	Planning General (Direct)	20	\$135,604.03
2018	1	8548	6291388	Planning General (Direct)	20	\$134,845.73
2018	1	8548	6302755	Planning General (Direct)	20	\$206,064.82
2018	1	8549	6244413	Planning General (Indirect)	20	\$275,459.74
2018	1	8549	6245955	Planning General (Indirect)	20	\$196,754.49
2018	1	8550	6276228	Planning Historic Designation Advisory Board (HDAB)	20	\$27,501.95
2018	14	8649	6250701	Affordable Housing Leverage Fund (AHFL) Planning	20	\$140,847.51
2018	14	8649	6256954	Affordable Housing Leverage Fund (AHFL) Planning	20	\$54,871.65
					20	Matrix Code \$4,576,386.00
2015	1	8213	6211312	Administration (Direct)	21A	\$44,315.65
2015	1	8214	6211315	Administration (Indirect)	21A	\$25,326.39
2015	26	8326	6158773	Administration (CDBG-DDR)	21A	\$62,624.31
2015	26	8326	6211523	Administration (CDBG-DDR)	21A	\$4,504.54
2015	26	8326	6222392	Administration (CDBG-DDR)	21A	\$15,529.02
2015	26	8326	6226677	Administration (CDBG-DDR)	21A	\$12,014.83
2015	26	8326	6236088	Administration (CDBG-DDR)	21A	\$10,034.08
2015	26	8326	6243935	Administration (CDBG-DDR)	21A	\$8,367.66
2015	26	8326	6246506	Administration (CDBG-DDR)	21A	\$17,500.00
2015	26	8326	6247597	Administration (CDBG-DDR)	21A	\$8,586.76
2015	26	8326	6250984	Administration (CDBG-DDR)	21A	\$12,500.00
2015	26	8326	6254473	Administration (CDBG-DDR)	21A	\$9,149.69
2015	26	8326	6256599	Administration (CDBG-DDR)	21A	\$11,875.00
2015	26	8326	6256602	Administration (CDBG-DDR)	21A	\$17,500.00
2015	26	8326	6265679	Administration (CDBG-DDR)	21A	\$9,149.19
2015	26	8326	6267682	Administration (CDBG-DDR)	21A	\$15,625.00
2015	26	8326	6286553	Administration (CDBG-DDR)	21A	\$12,809.68
2015	26	8326	6286558	Administration (CDBG-DDR)	21A	\$3,569.21
2015	26	8326	6286567	Administration (CDBG-DDR)	21A	\$2,292.73
2015	26	8326	6286568	Administration (CDBG-DDR)	21A	\$3,815.09
2015	26	8326	6290438	Administration (CDBG-DDR)	21A	\$9,149.21
2015	26	8326	6291195	Administration (CDBG-DDR)	21A	\$848.82
2015	26	8326	6297313	Administration (CDBG-DDR)	21A	\$14,599.64
2015	26	8326	6298384	Administration (CDBG-DDR)	21A	\$13,722.09
2017	1	8450	6186432	Administration (Direct)	21A	\$119.00
2017	1	8450	6186436	Administration (Direct)	21A	\$119.00
2017	1	8450	6195152	Administration (Direct)	21A	\$123.00
2017	1	8450	6205802	Administration (Direct)	21A	\$117.00
2017	1	8450	6208452	Administration (Direct)	21A	\$200.00
2017	1	8450	6208455	Administration (Direct)	21A	\$127.00
2017	1	8450	6211218	Administration (Direct)	21A	\$30,099.04
2017	1	8450	6223803	Administration (Direct)	21A	\$90,525.05
2017	1	8450	6229329	Administration (Direct)	21A	\$62,948.31
2017	1	8450	6239023	Administration (Direct)	21A	\$61,729.62
2017	1	8451	6211220	Administration (Indirect)	21A	\$17,201.60
2017	1	8451	6223805	Administration (Indirect)	21A	\$51,735.07
2017	1	8451	6229330	Administration (Indirect)	21A	\$35,974.96
2017	1	8451	6239024	Administration (Indirect)	21A	\$35,278.48
2017	1	8454	6207768	Office of Hsg Underwriting-Supportive Hsg (Direct)	21A	\$493.95
2017	1	8454	6207769	Office of Hsg Underwriting-Supportive Hsg (Direct)	21A	\$775.00
2017	1	8454	6236120	Office of Hsg Underwriting-Supportive Hsg (Direct)	21A	\$20,847.37
2017	1	8454	6238936	Office of Hsg Underwriting-Supportive Hsg (Direct)	21A	\$153.60
2017	1	8454	6239901	Office of Hsg Underwriting-Supportive Hsg (Direct)	21A	\$20,847.42
2017	1	8455	6236123	Office of Hsg Underwriting-Supportive Hsg (Indirect)	21A	\$11,914.27
2017	1	8455	6239935	Office of Hsg Underwriting-Supportive Hsg (Indirect)	21A	\$11,914.30
2017	1	8456	6193524	Office of Programmatic NOF & CDBG Initiatives (Direct)	21A	\$185.60



Office of Community Planning and Development
 U.S. Department of Housing and Urban Development
 Integrated Disbursement and Information System

DATE: 03-05-20
 TIME: 15:19
 PAGE: 1

PR26 - CDBG Financial Summary Report
 Program Year 2018
 DETROIT, MI

2017	1	8456	6194246	Office of Programmatic	NOF & CDBG Initiatives (Direct)	21A	\$750.00
2017	1	8456	6203624	Office of Programmatic	NOF & CDBG Initiatives (Direct)	21A	\$926.20
2017	1	8456	6205767	Office of Programmatic	NOF & CDBG Initiatives (Direct)	21A	\$157.00
2017	1	8456	6208423	Office of Programmatic	NOF & CDBG Initiatives (Direct)	21A	\$223.45
2017	1	8456	6208426	Office of Programmatic	NOF & CDBG Initiatives (Direct)	21A	\$197.29
2017	1	8456	6211178	Office of Programmatic	NOF & CDBG Initiatives (Direct)	21A	\$22,859.77
2017	1	8456	6216428	Office of Programmatic	NOF & CDBG Initiatives (Direct)	21A	\$110.47
2017	1	8456	6223167	Office of Programmatic	NOF & CDBG Initiatives (Direct)	21A	\$117.00
2017	1	8456	6226717	Office of Programmatic	NOF & CDBG Initiatives (Direct)	21A	\$70,684.12
2017	1	8456	6237550	Office of Programmatic	NOF & CDBG Initiatives (Direct)	21A	\$50,173.80
2017	1	8456	6238933	Office of Programmatic	NOF & CDBG Initiatives (Direct)	21A	\$166.40
2017	1	8456	6239411	Office of Programmatic	NOF & CDBG Initiatives (Direct)	21A	\$158.31
2017	1	8456	6239989	Office of Programmatic	NOF & CDBG Initiatives (Direct)	21A	\$49,323.92
2017	1	8457	6211180	Office of Programmatic	NOF & CDBG Initiatives (Indirect)	21A	\$13,064.36
2017	1	8457	6226719	Office of Programmatic	NOF & CDBG Initiatives (Indirect)	21A	\$40,395.97
2017	1	8457	6237551	Office of Programmatic	NOF & CDBG Initiatives (Indirect)	21A	\$28,674.33
2017	1	8457	6239990	Office of Programmatic	NOF & CDBG Initiatives (Indirect)	21A	\$28,188.62
2018	1	8545	6244764	Administration (Direct)		21A	\$300.00
2018	1	8545	6244789	Administration (Direct)		21A	\$250.00
2018	1	8545	6247071	Administration (Direct)		21A	\$56,015.15
2018	1	8545	6247824	Administration (Direct)		21A	\$57,592.98
2018	1	8545	6251673	Administration (Direct)		21A	\$72.20
2018	1	8545	6251678	Administration (Direct)		21A	\$75.00
2018	1	8545	6254498	Administration (Direct)		21A	\$61,192.25
2018	1	8545	6255610	Administration (Direct)		21A	\$68,106.35
2018	1	8545	6259271	Administration (Direct)		21A	\$103,314.82
2018	1	8545	6265682	Administration (Direct)		21A	\$68,876.49
2018	1	8545	6267681	Administration (Direct)		21A	\$130.29
2018	1	8545	6275019	Administration (Direct)		21A	\$710.00
2018	1	8545	6276179	Administration (Direct)		21A	\$1,486.75
2018	1	8545	6290411	Administration (Direct)		21A	\$68,876.57
2018	1	8545	6297605	Administration (Direct)		21A	\$103,302.32
2018	1	8546	6247073	Administration (indirect)		21A	\$32,012.66
2018	1	8546	6247827	Administration (indirect)		21A	\$32,914.39
2018	1	8546	6254501	Administration (indirect)		21A	\$34,971.37
2018	1	8546	6255612	Administration (indirect)		21A	\$38,922.78
2018	1	8546	6259272	Administration (indirect)		21A	\$59,044.42
2018	1	8546	6265683	Administration (indirect)		21A	\$39,362.91
2018	1	8546	6290412	Administration (indirect)		21A	\$39,362.96
2018	1	8546	6297606	Administration (indirect)		21A	\$59,037.28
2018	1	8551	6247651	Office of Hsg Underwriting-Supportive Hsg (Direct)		21A	\$19,333.49
2018	1	8551	6249594	Office of Hsg Underwriting-Supportive Hsg (Direct)		21A	\$20,350.69
2018	1	8551	6254700	Office of Hsg Underwriting-Supportive Hsg (Direct)		21A	\$20,695.00
2018	1	8551	6254727	Office of Hsg Underwriting-Supportive Hsg (Direct)		21A	\$0.70
2018	1	8551	6255141	Office of Hsg Underwriting-Supportive Hsg (Direct)		21A	\$21,629.53
2018	1	8551	6259265	Office of Hsg Underwriting-Supportive Hsg (Direct)		21A	\$32,444.26
2018	1	8551	6267093	Office of Hsg Underwriting-Supportive Hsg (Direct)		21A	\$21,629.52
2018	1	8551	6291352	Office of Hsg Underwriting-Supportive Hsg (Direct)		21A	\$21,629.53
2018	1	8551	6296980	Office of Hsg Underwriting-Supportive Hsg (Direct)		21A	\$22,652.06
2018	1	8551	6300070	Office of Hsg Underwriting-Supportive Hsg (Direct)		21A	\$226.46
2018	1	8551	6302592	Office of Hsg Underwriting-Supportive Hsg (Direct)		21A	\$390.03
2018	1	8552	6247653	Office of Hsg Underwriting-Supportive Hsg (Indirect)		21A	\$11,049.09
2018	1	8552	6249595	Office of Hsg Underwriting-Supportive Hsg (Indirect)		21A	\$11,630.42
2018	1	8552	6254703	Office of Hsg Underwriting-Supportive Hsg (Indirect)		21A	\$11,827.59
2018	1	8552	6255144	Office of Hsg Underwriting-Supportive Hsg (Indirect)		21A	\$12,361.28
2018	1	8552	6259266	Office of Hsg Underwriting-Supportive Hsg (Indirect)		21A	\$18,541.89
2018	1	8552	6267094	Office of Hsg Underwriting-Supportive Hsg (Indirect)		21A	\$12,361.27
2018	1	8552	6291353	Office of Hsg Underwriting-Supportive Hsg (Indirect)		21A	\$12,361.28
2018	1	8552	6296978	Office of Hsg Underwriting-Supportive Hsg (Indirect)		21A	\$12,945.65
2018	1	8553	6242235	Office of Programmatic	NOF & CDBG Initiatives (Direct)	21A	\$620.00
2018	1	8553	6245628	Office of Programmatic	NOF & CDBG Initiatives (Direct)	21A	\$100.00
2018	1	8553	6245629	Office of Programmatic	NOF & CDBG Initiatives (Direct)	21A	\$100.00



Office of Community Planning and Development
 U.S. Department of Housing and Urban Development
 Integrated Disbursement and Information System
 PR26 - CDBG Financial Summary Report
 Program Year 2018
 DETROIT , MI

DATE: 03-05-20
 TIME: 15:19
 PAGE: 1

2018	1	8553	6245631	Office of Programmatic	NOF & CDBG Initiatives (Direct)	21A	\$100.00
2018	1	8553	6245632	Office of Programmatic	NOF & CDBG Initiatives (Direct)	21A	\$100.00
2018	1	8553	6245634	Office of Programmatic	NOF & CDBG Initiatives (Direct)	21A	\$100.00
2018	1	8553	6245635	Office of Programmatic	NOF & CDBG Initiatives (Direct)	21A	\$100.00
2018	1	8553	6245636	Office of Programmatic	NOF & CDBG Initiatives (Direct)	21A	\$100.00
2018	1	8553	6247919	Office of Programmatic	NOF & CDBG Initiatives (Direct)	21A	\$46,886.10
2018	1	8553	6250855	Office of Programmatic	NOF & CDBG Initiatives (Direct)	21A	\$54,908.01
2018	1	8553	6255765	Office of Programmatic	NOF & CDBG Initiatives (Direct)	21A	\$61,667.62
2018	1	8553	6255785	Office of Programmatic	NOF & CDBG Initiatives (Direct)	21A	\$61,610.73
2018	1	8553	6257345	Office of Programmatic	NOF & CDBG Initiatives (Direct)	21A	\$54.60
2018	1	8553	6258984	Office of Programmatic	NOF & CDBG Initiatives (Direct)	21A	\$94,589.20
2018	1	8553	6265677	Office of Programmatic	NOF & CDBG Initiatives (Direct)	21A	\$62,593.61
2018	1	8553	6267432	Office of Programmatic	NOF & CDBG Initiatives (Direct)	21A	\$573.00
2018	1	8553	6268904	Office of Programmatic	NOF & CDBG Initiatives (Direct)	21A	\$40.69
2018	1	8553	6268906	Office of Programmatic	NOF & CDBG Initiatives (Direct)	21A	\$413.55
2018	1	8553	6268907	Office of Programmatic	NOF & CDBG Initiatives (Direct)	21A	\$199.44
2018	1	8553	6284006	Office of Programmatic	NOF & CDBG Initiatives (Direct)	21A	\$24.36
2018	1	8553	6290430	Office of Programmatic	NOF & CDBG Initiatives (Direct)	21A	\$62,269.32
2018	1	8553	6297647	Office of Programmatic	NOF & CDBG Initiatives (Direct)	21A	\$94,203.72
2018	1	8553	6299269	Office of Programmatic	NOF & CDBG Initiatives (Direct)	21A	\$267.00
2018	1	8553	6302593	Office of Programmatic	NOF & CDBG Initiatives (Direct)	21A	\$86.72
2018	1	8554	6247920	Office of Programmatic	NOF & CDBG Initiatives (Indirect)	21A	\$26,795.41
2018	1	8554	6250856	Office of Programmatic	NOF & CDBG Initiatives (Indirect)	21A	\$31,379.93
2018	1	8554	6255767	Office of Programmatic	NOF & CDBG Initiatives (Indirect)	21A	\$35,243.04
2018	1	8554	6255787	Office of Programmatic	NOF & CDBG Initiatives (Indirect)	21A	\$35,210.53
2018	1	8554	6258986	Office of Programmatic	NOF & CDBG Initiatives (Indirect)	21A	\$54,057.73
2018	1	8554	6265675	Office of Programmatic	NOF & CDBG Initiatives (Indirect)	21A	\$35,772.25
2018	1	8554	6290431	Office of Programmatic	NOF & CDBG Initiatives (Indirect)	21A	\$35,586.92
2018	1	8554	6297644	Office of Programmatic	NOF & CDBG Initiatives (Indirect)	21A	\$53,837.43
Total						21A	Matrix Code \$3,164,588.83
							\$7,740,974.83

LINE 28 ADJUSTMENT

Year	IDIS Activity #	Activity Name	MTX	Funded	Draw Thru Amount	Draw In Amount	Obligation	Adjustments for pymts applied after 9/27/19 PR 26 run date	Net Obligation
2013	7861	Alternative for Girls	05D	150,000.00	145,747.84	7,254.32	4,252.16		4,252.16
2015	8153	Freedom House	05C	84,600.00	81,734.65	75,004.76	2,865.35		2,865.35
2015	8163	Southwest Counseling Solutions	05C	348,385.43	348,385.43	7,517.06	0.00		0.00
2016	8251	Akebu-Ian Village	05D	60,000.00	60,000.00	1,621.15	0.00		0.00
2016	8252	Alzheimer's Association	05M	60,000.00	60,000.00	60,000.00	0.00		0.00
2016	8253	Charles Wright Museum of African American History	05D	60,000.00	51,928.48	19,903.48	8,071.52		8,071.52
2016	8255	Coleman A. Young Foundation	05D	60,000.00	60,000.00	8,900.18	0.00		0.00
2016	8258	Focus: Hope	05H	120,000.00	101,112.51	79,693.56	18,887.49		18,887.49
2016	8260	Greater Detroit Agency for the Blind	05B	60,000.00	48,990.71	30,010.42	11,009.29		11,009.29
2016	8262	Immanuel Lutheran	05D	40,997.63	40,997.63	39,737.63	0.00		0.00
2016	8263	International Institute of Metropolitan Detroit	05C	60,000.00	60,000.00	4,457.23	0.00		0.00
2016	8264	Jefferson East Business Association	05I	60,000.00	60,000.00	5,213.95	0.00		0.00
2016	8268	Matrix Human Services	05M	52,302.86	52,302.86	6,898.86	0.00		0.00
2016	8272	Restaurant Opportunity Center of MI	05D	60,000.00	60,000.00	23,023.60	0.00		0.00
2016	8275	Southwest Detroit Business Assoc.	05D	20,736.46	20,736.46	16,006.60	0.00		0.00
2016	8279	The Youth Connection	05D	59,993.03	59,993.03	16,547.28	0.00		0.00
2016	8285	Black Family Development	05Q	75,000.00	61,878.63	45,609.57	13,121.37		13,121.37
2016	8286	Bridging Communities	05Q	74,975.97	74,975.97	5,713.64	0.00		0.00
2016	8292	Community Home and Support	05S	100,000.00	94,358.54	94,358.54	5,641.46		5,641.46
2016	8305	Michigan Legal Services	05C	75,000.00	75,000.00	5,564.19	0.00		0.00
2016	8312	Southwest Counseling Solutions	05S	100,000.00	99,528.86	99,528.86	471.14		471.14
2017	8405	Legal Aid and Defender Association (HP)	05C	100,000.00	87,727.81	87,727.81	12,272.19		12,272.19
2017	8406	Neighborhood Legal Services of Mich (Wayne County) (HP)	05C	100,000.00	94,857.60	94,857.60	5,142.40	(989.25)	4,153.15
2017	8407	United Community Housing Coalition (HP)	05Q	100,000.00	100,000.00	100,000.00	0.00		0.00

Year	IDIS Activity #	Activity Name	MTX	Funded	Draw Thru Amount	Draw In Amount	Obligation	Adjustments for pymts applied after 9/27/19 PR 26 run date	Net Obligation
2017	8408	Neighborhood Legal Services Mich (Wayne County) (RR)	05S	187,500.00	171,444.48	171,444.48	16,055.52		16,055.52
2017	8410	Southwest Solutions (RR)	05S	187,500.00	97,782.52	97,782.52	89,717.48	(14,642.39)	75,075.09
2017	8415	Coleman A. Young Foundation	05D	66,535.00	22,816.63	22,816.63	43,718.37		43,718.37
2017	8416	DAPCEP	05D	86,535.00	86,535.00	85,307.79	0.00		0.00
2017	8417	Dominican Literacy Center	05H	66,535.00	66,530.73	45,233.39	4.27		4.27
2017	8419	International Institute of Metro Detroit	05C	86,580.00	86,580.00	39,692.83	0.00		0.00
2017	8420	Kendall CDC	05D	60,000.00	16,624.76	12,609.00	43,375.24		43,375.24
2017	8421	Mercy Education Project	05D	76,535.00	75,856.78	69,317.42	678.22		678.22
2017	8422	Siena Literacy Center	05H	66,535.00	66,535.00	66,535.00	0.00		0.00
2017	8423	St. Vincent and Sarah Fisher Ctr	05H	86,535.00	86,535.00	15,416.81	0.00		0.00
2017	8424	The Youth Connection	05D	85,058.37	46,646.68	46,646.68	38,411.69		38,411.69
2017	8425	Urban Neigborhood Initiative	05D	86,535.00	86,535.00	70,677.95	0.00		0.00
2017	8426	Wellspring	05D	86,535.00	86,535.00	68,031.97	0.00		0.00
2017	8427	YMCA	05D	76,535.00	76,535.00	26,099.07	0.00		0.00
2017	8428	Joy-Southfield CDC	05M	80,000.00	80,000.00	45,684.93	0.00		0.00
2017	8429	Greater Detroit Agency for Blind	05B	80,000.00	27,951.91	27,951.91	52,048.09		52,048.09
2017	8430	The Yunion	05M	80,000.00	67,286.94	66,086.94	12,713.06	(11,211.06)	1,502.00
2017	8431	World Medical Relief	05M	79,999.98	79,999.98	45,590.09	0.00		0.00
2017	8432	Alkebu-lan Village	05D	67,500.00	67,500.00	57,022.54	0.00		0.00
2017	8433	People's Community Services	05D	67,500.00	67,500.00	44,776.16	0.00		0.00
2017	8434	Clark Park Coalition	05D	67,499.00	67,499.00	67,499.00	0.00		0.00
2017	8435	Police Athletic League	05D	67,500.00	67,485.99	55,317.07	14.01		14.01
2017	8436	Mosaic Youth Theatre	05D	60,000.00	60,000.00	60,000.00	0.00		0.00
2017	8437	Jefferson Business Association	05I	75,000.00	75,000.00	43,552.26	0.00		0.00

Year	IDIS Activity #	Activity Name	MTX	Funded	Draw Thru Amount	Draw In Amount	Obligation	Adjustments for pymts applied after 9/27/19 PR 26 run date	Net Obligation
2017	8438	Alzheimer's Association	05M	70,000.00	70,000.00	70,000.00	0.00		0.00
2017	8439	Delray United Action Council	05A	70,000.00	70,000.00	47,363.64	0.00		0.00
2017	8440	L&L Adult Day Care	05A	60,000.00	60,000.00	21,424.75	0.00		0.00
2017	8441	St. Patrick Senior Center	05A	70,000.00	70,000.00	37,048.72	0.00		0.00
2018	8581	Accounting Aid Society	05C	83,331.00	83,331.00	83,331.00	0.00		0.00
2018	8582	Alkebu-lan Village	05D	76,831.00	23,329.24	23,329.24	53,501.76		53,501.76
2018	8584	Clark Park Coalition	05D	76,831.00	33,604.40	33,604.40	43,226.60		43,226.60
2018	8586	Delray United Action Council	05A	60,928.00	38,894.42	38,894.42	22,033.58		22,033.58
2018	8587	Dominican Literacy	05H	82,831.00	27,163.88	27,163.88	55,667.12	(7,772.86)	47,894.26
2018	8589	International Institute of Metropolitan Detroit	05C	88,889.38	39,145.97	39,145.97	49,743.41	(8,612.94)	41,130.47
2018	8591	Joy-Southfield CDC	05M	85,831.00	41,314.99	41,314.99	44,516.01		44,516.01
2018	8592	L&L Adult Day Care	05A	85,831.00	36,143.00	36,143.00	49,688.00		49,688.00
2018	8593	LASED	05A	85,831.00	38,277.36	38,277.36	47,553.64		47,553.64
2018	8594	Luella Hannan Memorial	05A	171,662.00	32,507.00	32,507.00	139,155.00		139,155.00
2018	8597	Neighborhood Legal Services (Wayne County)	05D	90,831.00	15,070.85	15,070.85	75,760.15		75,760.15
2018	8598	People's Community Services	05D	76,831.00	9,353.62	9,353.62	67,477.38		67,477.38
2018	8599	Police Athletic League	05D	73,078.99	14,727.07	14,727.07	58,351.92		58,351.92
2018	8600	Restaurant Opportunity Center of Michigan	05H	60,928.00	19,208.82	19,208.82	41,719.18		41,719.18
2018	8603	Sowing Empowerment & Econ Dev (SEED, Inc.)	05D	78,531.00	19,250.00	19,250.00	59,281.00		59,281.00
2018	8604	St. Patrick Senior Center	05A	90,831.00	52,945.20	52,945.20	37,885.80		37,885.80
2018	8605	St. Vincent and Sarah Fisher Ctr.	05H	78,531.00	75,373.58	75,373.58	3,157.42	(2,658.42)	499.00
2018	8610	Urban Neighborhood Initiative	05D	78,531.00	46,900.70	46,900.70	31,630.30		31,630.30
2018	8611	Wellspring	05D	95,831.00	55,682.30	55,682.30	40,148.70		40,148.70
2018	8674	World Medical Relief	05M	63,000.00	31,311.74	31,311.74	31,688.26		31,688.26
Total Obligations for at End of Current Program Year - Line 28							1,330,655.55	-45,886.92	1,284,768.63

PUBLIC SERVICE LINE 30 ADJUSTMENT

Year	IDIS Activity #	Activity Name	MTX	Draw Thru Amount	Draw In Amount	Balance	
2016	8245	Summer Jobs Program (NRSA 1)	05D	98,277.38	28,859.42	0.00	
2016	8246	Summer Jobs Program (NRSA 2)	05D	575,071.54	218,277.01	0.00	
2016	8247	Summer Jobs Program (NRSA 3)	05D	200,766.12	60,709.81	0.00	
2016	8248	Summer Jobs Program (NRSA 4)	05D	364,902.29	74,780.94	0.00	
2016	8249	Summer Jobs Program (NRSA 5)	05D	510,982.67	49,967.64	0.00	
2017	8513	Summer Jobs Program 2017 (NRSA 1)	05D	28,451.75	28,451.75	0.00	
2017	8514	Summer Jobs Program 2017 (NRSA 2)	05D	176,751.78	176,751.78	0.00	
2017	8515	Summer Jobs Program 2017 (NRSA 3)	05D	50,708.34	50,708.34	0.00	
2017	8516	Summer Jobs Program 2017 (NRSA 4)	05D	337,800.52	337,800.52	0.00	
2017	8517	Summer Jobs Program 2017 (NRSA 5)	05D	249,314.89	249,314.89	0.00	
		Public Service Line 30 Adjustment			1,275,622.10		

PLANNING & ADMIN LINE 38 ADJUSTMENT

Year	IDIS Activity #	Activity Name	MTX	Funded	Draw Thru Amount	Draw In Amount	Obligation
2012	7773	EIGHT MILE	20	20,700.00	20,700.00	20,700.00	0.00
2015	8213	Administration (Direct)	21A	1,618,072.33	1,618,072.33	44,315.65	0.00
2015	8214	Administration (Indirect)	21A	547,495.48	547,495.48	25,326.39	0.00
2015	8326	Administration (CDBG-DDR)	21A	1,070,665.12	768,819.86	275,766.55	301,845.26
2016	8352	Planning Studies	20	2,237,297.00	2,212,479.38	1,067,664.35	24,817.62
2017	8450	Administration (Direct)	21A	980,233.00	974,904.84	246,107.02	5,328.16
2017	8451	Administration (Indirect)	21A	558,732.00	550,936.36	140,190.11	7,795.64
2017	8452	Planning General (Direct)	20	1,466,053.38	1,466,053.38	10,089.48	0.00
2017	8453	Planning General (Indirect)	20	667,487.06	667,487.06	5,766.14	0.00
2017	8454	Office of Hsg Underwriting-Supportive Hsg (Direct)	21A	161,268.61	161,268.61	43,117.34	0.00
2017	8455	Office of Hsg Underwriting-Supportive Hsg (Indirect)	21A	89,927.73	89,927.73	23,828.57	0.00
2017	8456	Office of Programmatic NOF & CDBG Initiatives (Direct)	21A	913,924.00	596,410.11	196,033.33	317,513.89
2017	8457	Office of Programmatic NOF & CDBG Initiatives (Indirect)	21A	520,937.00	337,631.48	110,323.28	183,305.52
2017	8466	Planning Historic Designation Advisory Board (HDAB)	20	25,000.00	25,000.00	25,000.00	0.00
2018	8545	Administration (Direct)	21A	963,590.00	590,301.17	590,301.17	373,288.83
2018	8546	Administration (indirect)	21A	549,247.00	335,628.77	335,628.77	213,618.23
2018	8547	Eight Mile Blvd	20	25,000.00	0.00	0.00	25,000.00
2018	8548	Planning General (Direct)	20	1,633,192.00	1,632,261.30	1,632,261.30	930.70
2018	8549	Planning General (Indirect)	20	884,180.00	472,214.23	472,214.23	411,965.77
2018	8550	Planning Historic Designation Advisory Board (HDAB)	20	28,000.00	0.00	0.00	28,000.00
2018	8551	Office of Hsg Underwriting-Supportive Hsg (Direct)	21A	356,830.00	180,591.24	180,591.24	176,238.76
2018	8552	Office of Hsg Underwriting-Supportive Hsg (Indirect)	21A	203,393.00	103,078.47	103,078.47	100,314.53
2018	8553	Office of Programmatic NOF & CDBG Initiatives (Direct)	21A	910,290.00	541,707.67	541,707.67	368,582.33

PLANNING & ADMIN LINE 40 ADJUSTMENT

Year	IDIS Activity #	Activity Name	MTX	Funded	Draw Thru Amount	Draw In Amount	Balance
2015	8363	Planning (CDBG-DDR)	20	2,824,334.88	2,729,945.40	1,119,469.39	94,389.48
Planning & Admin Line 40 Adjustment						1,119,469.39	



HUD ESG CAPER

Grant: **ESG: Detroit - MI - Report** Type: **CAPER**

Report Date Range

7/1/2018 to 6/30/2019

Q01a. Contact Information

First name	Meghan
Middle name	
Last name	Takashima
Suffix	
Title	
Street Address 1	City of Detroit Housing and Revitalization
Street Address 2	2 Woodward Ave, Suite 908
City	Detroit
State	Michigan
ZIP Code	48226
E-mail Address	takashimam@detroitmi.gov
Phone Number	(313)515-9877
Extension	
Fax Number	

Q01b. Grant Information

As of 8/30/2019

ESG Information from IDIS

FISCAL YEAR	GRANT NUMBER	CURRENT AUTHORIZED AMOUNT	TOTAL DRAWN	BALANCE	OBLIGATION DATE	EXPENDITURE DEADLINE
2018	E18MC260006	\$2,816,974.00	\$875,329.46	\$1,941,644.54	12/18/2018	12/18/2020
2017	E17MC260006	\$2,824,376.00	\$2,201,174.34	\$623,201.66	11/21/2017	11/21/2019
2016	E16MC260006	\$2,838,335.00	\$2,779,064.04	\$59,270.96	8/22/2016	8/22/2018
2015	E15MC260006	\$2,862,103.00	\$2,764,326.56	\$97,776.44	8/20/2015	8/20/2017
2014	E14MC260006	\$2,670,892.00	\$2,670,892.00	\$0	7/10/2014	7/10/2016
2013	E13MC260006	\$2,433,238.00	\$2,433,238.00	\$0	10/28/2013	10/28/2015
2012	E12MC260006	\$2,888,719.00	\$2,888,719.00	\$0	12/28/2012	12/28/2014
2011						
Total		\$19,334,637.00	\$16,612,743.40	\$2,721,893.60		

CAPER reporting includes funds used from fiscal year:**Project types carried out during the program year:**

Enter the number of each type of projects funded through ESG during this program year.

Street Outreach	1
Emergency Shelter	16
Transitional Housing (grandfathered under ES)	0
Day Shelter (funded under ES)	0
Rapid Re-Housing	3
Homelessness Prevention	2

Q01c. Additional Information

HMIS**Comparable Database**

Are 100% of the project(s) funded through ESG, which are allowed to use HMIS, entering data into HMIS?	Yes
Have all of the projects entered data into Sage via a CSV - CAPER Report upload?	Yes
Are 100% of the project(s) funded through ESG, which are allowed to use a comparable database, entering data into the comparable database?	Yes
Have all of the projects entered data into Sage via a CSV - CAPER Report upload?	Yes

Q04a: Project Identifiers in HMIS

Organization Name	Covenant House Michigan - Detroit CoC
Organization ID	90
Project Name	1. Covenant House Michigan - Detroit CoC - Caritas Center
Project ID	278
HMIS Project Type	1
Method of Tracking ES	0
Is the Services Only (HMIS Project Type 6) affiliated with a residential project?	
Identify the Project ID's of the Housing Projects this Project is Affiliated with	
CSV Exception?	No
Uploaded via emailed hyperlink?	Yes
Email unique ID record link	uPbGndtl5j
Project name (user-specified)	Covenant House Shelter
Project type (user-specified)	Emergency Shelter
Organization Name	The Salvation Army - Detroit CoC
Organization ID	92
Project Name	MDHHS - 1. Salvation Army - Detroit CoC - New Booth Shelter (DHS) ESP (B)
Project ID	10617
HMIS Project Type	1
Method of Tracking ES	0
Is the Services Only (HMIS Project Type 6) affiliated with a residential project?	
Identify the Project ID's of the Housing Projects this Project is Affiliated with	
CSV Exception?	No
Uploaded via emailed hyperlink?	Yes
Email unique ID record link	7ZIU0nV3Uj
Project name (user-specified)	Salvation Army Shelter
Project type (user-specified)	Emergency Shelter
Organization Name	MDHHS - 1. NSO - Detroit CoC- Tumaini Center (DHS) ESP (B)
Organization ID	1182

Project Name	MDHHS - 1. NSO - Detroit CoC- Tumaini Center (DHS) ESP (B)
Project ID	1182
HMIS Project Type	1
Method of Tracking ES	0
Is the Services Only (HMIS Project Type 6) affiliated with a residential project?	
Identify the Project ID's of the Housing Projects this Project is Affiliated with	
CSV Exception?	No
Uploaded via emailed hyperlink?	Yes
Email unique ID record link	EI5OkfPMQc
Project name (user-specified)	NSO Tumaini Center
Project type (user-specified)	Emergency Shelter
Organization Name	Mariners Inn - Detroit CoC
Organization ID	86
Project Name	1. Mariners Inn-Detroit CoC - Shelter
Project ID	3021
HMIS Project Type	1
Method of Tracking ES	0
Is the Services Only (HMIS Project Type 6) affiliated with a residential project?	
Identify the Project ID's of the Housing Projects this Project is Affiliated with	
CSV Exception?	No
Uploaded via emailed hyperlink?	Yes
Email unique ID record link	v9BbYSGQUc
Project name (user-specified)	Mariners Inn Shelter
Project type (user-specified)	Emergency Shelter
Organization Name	Cass Community Social Services - Detroit CoC
Organization ID	84
Project Name	MDHHS - 1. CCSS - Detroit CoC - Cass Community Family Shelter (DHS) ESP B
Project ID	6472
HMIS Project Type	1

Method of Tracking ES	0
Is the Services Only (HMIS Project Type 6) affiliated with a residential project?	
Identify the Project ID's of the Housing Projects this Project is Affiliated with	
CSV Exception?	No
Uploaded via emailed hyperlink?	Yes
Email unique ID record link	oaT0oP3Yxx
Project name (user-specified)	Cass ESG Shelter
Project type (user-specified)	Emergency Shelter
Organization Name	Cass Community Social Services - Detroit CoC
Organization ID	84
Project Name	MDHHS - 1. CCSS - Detroit CoC - Warming Center (DHS) ESP
Project ID	307
HMIS Project Type	1
Method of Tracking ES	0
Is the Services Only (HMIS Project Type 6) affiliated with a residential project?	
Identify the Project ID's of the Housing Projects this Project is Affiliated with	
CSV Exception?	No
Uploaded via emailed hyperlink?	Yes
Email unique ID record link	CPwLPJPe1R
Project name (user-specified)	Cass Warming Center
Project type (user-specified)	Emergency Shelter
Organization Name	MDHHS - 1. CCSS - Detroit CoC - Interfaith Rotating Shelter (DHS) ESP (B)
Organization ID	304
Project Name	MDHHS - 1. CCSS - Detroit CoC - Interfaith Rotating Shelter (DHS) ESP (B)
Project ID	304
HMIS Project Type	1
Method of Tracking ES	0
Is the Services Only (HMIS Project Type 6) affiliated with a residential project?	
Identify the Project ID's of the Housing Projects this Project is Affiliated with	

CSV Exception?	No
Uploaded via emailed hyperlink?	Yes
Email unique ID record link	Aen1xOXQcZ
Project name (user-specified)	Cass Rotating Shelter
Project type (user-specified)	Emergency Shelter
Organization Name	AFG - Detroit CoC -HYR Services Only - DHS
Organization ID	419
Project Name	1. AFG - Detroit CoC - Shelter (18-21) - City ESG Only
Project ID	9498
HMIS Project Type	1
Method of Tracking ES	0
Is the Services Only (HMIS Project Type 6) affiliated with a residential project?	
Identify the Project ID's of the Housing Projects this Project is Affiliated with	
CSV Exception?	No
Uploaded via emailed hyperlink?	Yes
Email unique ID record link	x88AAFoGVR
Project name (user-specified)	AFG ESG 18-21
Project type (user-specified)	Emergency Shelter
Organization Name	AFG - Detroit CoC -HYR Services Only - DHS
Organization ID	419
Project Name	1. AFG - Detroit CoC - Basic Center Shelter (Age 15-17) - DHS & City ESG
Project ID	6652
HMIS Project Type	1
Method of Tracking ES	0
Is the Services Only (HMIS Project Type 6) affiliated with a residential project?	
Identify the Project ID's of the Housing Projects this Project is Affiliated with	
CSV Exception?	No
Uploaded via emailed hyperlink?	Yes
Email unique ID record link	c5QkzIFUe4

Project name (user-specified)	AFG Basic Shelter 15-17
Project type (user-specified)	Emergency Shelter
Organization Name	City Of Detroit Housing and Revitalization Department
Organization ID	9567
Project Name	City of Detroit ESG -NLSM-RRH
Project ID	10280
HMIS Project Type	13
Method of Tracking ES	
Is the Services Only (HMIS Project Type 6) affiliated with a residential project?	
Identify the Project ID's of the Housing Projects this Project is Affiliated with	
CSV Exception?	No
Uploaded via emailed hyperlink?	Yes
Email unique ID record link	pBsx6fkl82
Project name (user-specified)	RRH Program 2017-2018 and 2018-2019
Project type (user-specified)	PH - Rapid Re-Housing
Organization Name	Coordinated Assessment Model - Detroit CoC - HARA Screenings
Organization ID	9703
Project Name	Coordinated Assessment Model - Detroit CoC - HARA Screenings
Project ID	9703
HMIS Project Type	14
Method of Tracking ES	
Is the Services Only (HMIS Project Type 6) affiliated with a residential project?	
Identify the Project ID's of the Housing Projects this Project is Affiliated with	
CSV Exception?	No
Uploaded via emailed hyperlink?	Yes
Email unique ID record link	8fr2xCpche
Project name (user-specified)	Southwest Solutions CAM
Project type (user-specified)	Coordinated Assessment
Organization Name	City Of Detroit Housing and Revitalization Department

Organization ID	9567
Project Name	City of Detroit ESG- Detroit CoC -Southwest Counseling Solutions City ESG RRH
Project ID	10446
HMIS Project Type	13
Method of Tracking ES	
Is the Services Only (HMIS Project Type 6) affiliated with a residential project?	
Identify the Project ID's of the Housing Projects this Project is Affiliated with	
CSV Exception?	No
Uploaded via emailed hyperlink?	Yes
Email unique ID record link	r9F1wEByaV
Project name (user-specified)	Southwest ESG RRH 17-18 and 18-19
Project type (user-specified)	PH - Rapid Re-Housing
Organization Name	Operation Get Down- Detroit CoC
Organization ID	1183
Project Name	MDHHS - 1. Operation Get Down - Detroit -Emergency Shelter Program (DHS) ESP (B)
Project ID	1189
HMIS Project Type	1
Method of Tracking ES	0
Is the Services Only (HMIS Project Type 6) affiliated with a residential project?	
Identify the Project ID's of the Housing Projects this Project is Affiliated with	
CSV Exception?	No
Uploaded via emailed hyperlink?	Yes
Email unique ID record link	Kb8I7u4z23
Project name (user-specified)	Operation Get Down Shelter
Project type (user-specified)	Emergency Shelter
Organization Name	City of Detroit ESG - CCSS Diversion 2016
Organization ID	10982
Project Name	City of Detroit ESG - CCSS Diversion 2016
Project ID	10982

HMIS Project Type	13
Method of Tracking ES	
Is the Services Only (HMIS Project Type 6) affiliated with a residential project?	
Identify the Project ID's of the Housing Projects this Project is Affiliated with	
CSV Exception?	No
Uploaded via emailed hyperlink?	Yes
Email unique ID record link	WP0ofvVAII
Project name (user-specified)	Cass Diversion 2017-2018 2018-2019 ESG
Project type (user-specified)	PH - Rapid Re-Housing
Organization Name	City Of Detroit Housing and Revitalization Department
Organization ID	9567
Project Name	City of Detroit ESG - UCHC PREVENTION (2018-2019)
Project ID	11389
HMIS Project Type	12
Method of Tracking ES	
Is the Services Only (HMIS Project Type 6) affiliated with a residential project?	
Identify the Project ID's of the Housing Projects this Project is Affiliated with	
CSV Exception?	No
Uploaded via emailed hyperlink?	Yes
Email unique ID record link	bQP3WimKMZ
Project name (user-specified)	UCHC 17-18 and 18-19 HP
Project type (user-specified)	Homelessness Prevention
Organization Name	City of Detroit ESG - Wayne Metro RRH
Organization ID	11629
Project Name	City of Detroit ESG - Wayne Metro RRH
Project ID	11629
HMIS Project Type	13
Method of Tracking ES	
Is the Services Only (HMIS Project Type 6) affiliated with a residential project?	

Identify the Project ID's of the Housing Projects this Project is Affiliated with	
CSV Exception?	No
Uploaded via emailed hyperlink?	Yes
Email unique ID record link	QKz71adT2e
Project name (user-specified)	Wayne Metro RRH
Project type (user-specified)	PH - Rapid Re-Housing
Organization Name	Region 10 Detroit HMIS Collaborative
Organization ID	83
Project Name	CITY OF DETROIT ESG- DHD - STREET OUTREACH
Project ID	11550
HMIS Project Type	4
Method of Tracking ES	
Is the Services Only (HMIS Project Type 6) affiliated with a residential project?	
Identify the Project ID's of the Housing Projects this Project is Affiliated with	
CSV Exception?	No
Uploaded via emailed hyperlink?	Yes
Email unique ID record link	aPcMbK09FG
Project name (user-specified)	Occupied Outreach
Project type (user-specified)	Street Outreach
Organization Name	Detroit Rescue Mission Ministries (DRMM) Detroit CoC
Organization ID	89
Project Name	MDHHS - 1. DRMM - Detroit CoC - Emergency Shelter Dept. - DRM DHS ESP (B)
Project ID	112
HMIS Project Type	1
Method of Tracking ES	
Is the Services Only (HMIS Project Type 6) affiliated with a residential project?	
Identify the Project ID's of the Housing Projects this Project is Affiliated with	
CSV Exception?	No
Uploaded via emailed hyperlink?	Yes

Email unique ID record link	DkPAKmWU6k
Project name (user-specified)	Third Street Shelter
Project type (user-specified)	Emergency Shelter
Organization Name	Detroit Rescue Mission Ministries (DRMM) Detroit CoC
Organization ID	89
Project Name	1. DRMM-Detroit CoC-Warming Center
Project ID	10145
HMIS Project Type	1
Method of Tracking ES	0
Is the Services Only (HMIS Project Type 6) affiliated with a residential project?	
Identify the Project ID's of the Housing Projects this Project is Affiliated with	
CSV Exception?	No
Uploaded via emailed hyperlink?	Yes
Email unique ID record link	O1q2azcJ6g
Project name (user-specified)	DRMM Third Street Warming Center
Project type (user-specified)	Emergency Shelter
Organization Name	Detroit Rescue Mission Ministries (DRMM) Detroit CoC
Organization ID	89
Project Name	1. DRMM-Detroit CoC Warming Center G3 (2015-2016)
Project ID	10852
HMIS Project Type	1
Method of Tracking ES	0
Is the Services Only (HMIS Project Type 6) affiliated with a residential project?	
Identify the Project ID's of the Housing Projects this Project is Affiliated with	
CSV Exception?	No
Uploaded via emailed hyperlink?	Yes
Email unique ID record link	pEKhWkuqfQ
Project name (user-specified)	Genesis III Warming Center
Project type (user-specified)	Emergency Shelter

Organization Name	Detroit Rescue Mission Ministries (DRMM) Detroit CoC
Organization ID	89
Project Name	MDHHS - 1. DRMM - Detroit CoC -Emergency Shelter Dept. - Genesis House III (DHS) ESP (B)
Project ID	111
HMIS Project Type	1
Method of Tracking ES	0
Is the Services Only (HMIS Project Type 6) affiliated with a residential project?	
Identify the Project ID's of the Housing Projects this Project is Affiliated with	
CSV Exception?	No
Uploaded via emailed hyperlink?	Yes
Email unique ID record link	GGtYz322pp
Project name (user-specified)	Genesis III Shelter
Project type (user-specified)	Emergency Shelter
Organization Name	Detroit Rescue Mission Ministries (DRMM) Detroit CoC
Organization ID	89
Project Name	MDHHS - 1. DRMM - Detroit CoC - Emergency Shelter - Genesis House Two DHS ESP
Project ID	10651
HMIS Project Type	1
Method of Tracking ES	0
Is the Services Only (HMIS Project Type 6) affiliated with a residential project?	
Identify the Project ID's of the Housing Projects this Project is Affiliated with	
CSV Exception?	No
Uploaded via emailed hyperlink?	Yes
Email unique ID record link	R9fJcrBVDz
Project name (user-specified)	Genesis II Shelter
Project type (user-specified)	Emergency Shelter
Organization Name	City Of Detroit Housing and Revitalization Department
Organization ID	9567
Project Name	CITY OF DETROIT ESG - THAW PREVENTION (2017-2018)

Project ID	10962
HMIS Project Type	12
Method of Tracking ES	
Is the Services Only (HMIS Project Type 6) affiliated with a residential project?	
Identify the Project ID's of the Housing Projects this Project is Affiliated with	
CSV Exception?	No
Uploaded via emailed hyperlink?	Yes
Email unique ID record link	t9bhwBEJpW
Project name (user-specified)	Thaw HP ESG 2017-2018 and 2018-2019
Project type (user-specified)	Homelessness Prevention
Organization Name	COTS (Coalition on Temporary Shelter) Detroit CoC
Organization ID	85
Project Name	MDHHS - 1. COTS-Detroit CoC - Emergency Shelter (Peterboro) (DHS) ESP
Project ID	261
HMIS Project Type	1
Method of Tracking ES	0
Is the Services Only (HMIS Project Type 6) affiliated with a residential project?	
Identify the Project ID's of the Housing Projects this Project is Affiliated with	
CSV Exception?	No
Uploaded via emailed hyperlink?	Yes
Email unique ID record link	1nOQPOYBT9
Project name (user-specified)	Coalition on Temporary Shelter
Project type (user-specified)	Emergency Shelter
Organization Name	YWCA
Organization ID	
Project Name	YWCA Interim House
Project ID	
HMIS Project Type	1
Method of Tracking ES	

Is the Services Only (HMIS Project Type 6) affiliated with a residential project?

Identify the Project ID's of the Housing Projects this Project is Affiliated with

CSV Exception?	Yes
Uploaded via emailed hyperlink?	Yes
Email unique ID record link	q2GofyzWli
Project name (user-specified)	YWCA Shelter
Project type (user-specified)	Emergency Shelter

Q05a: Report Validations Table

Total Number of Persons Served	13787
Number of Adults (Age 18 or Over)	10373
Number of Children (Under Age 18)	3371
Number of Persons with Unknown Age	43
Number of Leavers	12722
Number of Adult Leavers	9695
Number of Adult and Head of Household Leavers	9724
Number of Stayers	1065
Number of Adult Stayers	678
Number of Veterans	364
Number of Chronically Homeless Persons	2259
Number of Youth Under Age 25	1748
Number of Parenting Youth Under Age 25 with Children	294
Number of Adult Heads of Household	10112
Number of Child and Unknown-Age Heads of Household	34
Heads of Households and Adult Stayers in the Project 365 Days or More	33

Q06a: Data Quality: Personally Identifying Information (PII)

Data Element	Client Doesn't Know/Refused	Information Missing	Data Issues	% of Error Rate
Name	0	1	2	0.02 %
Social Security Number	625	63	1792	17.99 %
Date of Birth	4	15	3	0.16 %
Race	24	18	0	0.30 %
Ethnicity	17	19	0	0.26 %
Gender	2	13	0	0.11 %
Overall Score				

Q06b: Data Quality: Universal Data Elements

	Error Count	% of Error Rate
Veteran Status	1	0.01 %
Project Start Date	0	0.00 %
Relationship to Head of Household	66	0.48 %
Client Location	2	0.02 %
Disabling Condition	32	0.23 %

Q06c: Data Quality: Income and Housing Data Quality

	Error Count	% of Error Rate
Destination	20	0.16 %
Income and Sources at Start	130	1.28 %
Income and Sources at Annual Assessment	8	24.24 %
Income and Sources at Exit	130	1.34 %

Q06d: Data Quality: Chronic Homelessness

	Count of Total Records	Missing Time in Institution	Missing Time in Housing	Approximate Date Started DK/R/missing	Number of Times DK/R/missing	Number of Months DK/R/missing	% of Records Unable to Calculate
ES, SH, Street Outreach	5345	0	0	176	97	97	3.45 %
TH	0	0	0	0	0	0	--
PH (All)	354	0	0	1	1	1	0.61 %
Total	5699	0	0	0	0	0	3.28 %

Q06e: Data Quality: Timeliness

	Number of Project Start Records	Number of Project Exit Records
0 days	5921	4501
1-3 Days	3045	2813
4-6 Days	1037	1027
7-10 Days	543	773
11+ Days	2326	3584

Q06f: Data Quality: Inactive Records: Street Outreach & Emergency Shelter

	# of Records	# of Inactive Records	% of Inactive Records
Contact (Adults and Heads of Household in Street Outreach or ES - NBN)	170	57	33.53 %
Bed Night (All Clients in ES - NBN)	385	0	0.00 %

Q07a: Number of Persons Served

	Total	Without Children	With Children and Adults	With Only Children	Unknown Household Type
Adults	10373	8648	1710	0	15
Children	3371	0	3052	316	3
Client Doesn't Know/ Client Refused	4	0	0	0	4
Data Not Collected	39	0	0	0	39
Total	13787	8648	4762	316	61

Q08a: Households Served

	Total	Without Children	With Children and Adults	With Only Children	Unknown Household Type
Total Households	10418	8551	1730	28	9

Q08b: Point-in-Time Count of Households on the Last Wednesday

	Total	Without Children	With Children and Adults	With Only Children	Unknown Household Type
January	850	606	237	2	5
April	761	570	184	3	4
July	645	433	207	1	4
October	749	520	223	1	5

Q09a: Number of Persons Contacted

	All Persons Contacted	First contact – NOT staying on the Streets, ES, or SH	First contact – WAS staying on Streets, ES, or SH	First contact – Worker unable to determine
Once	58	57	1	0
2-5 Times	27	27	0	0
6-9 Times	19	19	0	0
10+ Times	10	10	0	0
Total Persons Contacted	114	113	1	0

Q09b: Number of Persons Engaged

	All Persons Contacted	First contact – NOT staying on the Streets, ES, or SH	First contact – WAS staying on Streets, ES, or SH	First contact – Worker unable to determine
Once	57	57	0	0
2-5 Contacts	27	27	0	0
6-9 Contacts	19	19	0	0
10+ Contacts	10	10	0	0
Total Persons Engaged	113	113	0	0
Rate of Engagement	0.00	0.00	0.00	0.00

Q10a: Gender of Adults

	Total	Without Children	With Children and Adults	Unknown Household Type
Male	6379	6207	165	7
Female	3973	2421	1544	8
Trans Female (MTF or Male to Female)	8	8	0	0
Trans Male (FTM or Female to Male)	9	9	0	0
Gender Non-Conforming (i.e. not exclusively male or female)	1	1	0	0
Client Doesn't Know/Client Refused	1	0	1	0
Data Not Collected	2	2	0	0
Subtotal	10373	8648	1710	15

Q10b: Gender of Children

	Total	With Children and Adults	With Only Children	Unknown Household Type
Male	1580	1474	104	2
Female	1789	1576	212	1
Trans Female (MTF or Male to Female)	0	0	0	0
Trans Male (FTM or Female to Male)	0	0	0	0
Gender Non-Conforming (i.e. not exclusively male or female)	2	2	0	0
Client Doesn't Know/Client Refused	0	0	0	0
Data Not Collected	0	0	0	0
Subtotal	3371	3052	316	3

Q10c: Gender of Persons Missing Age Information

	Total	Without Children	With Children and Adults	With Only Children	Unknown Household Type
Male	2	0	0	0	2
Female	3	0	0	0	3
Trans Female (MTF or Male to Female)	0	0	0	0	0
Trans Male (FTM or Female to Male)	0	0	0	0	0
Gender Non-Conforming (i.e. not exclusively male or female)	0	0	0	0	0
Client Doesn't Know/Client Refused	1	0	0	0	1
Data Not Collected	37	0	0	0	37
Subtotal	43	0	0	0	43

Q10d: Gender by Age Ranges

	Total	Under Age 18	Age 18-24	Age 25-61	Age 62 and over	Client Doesn't Know/ Client Refused	Data Not Collected
Male	7961	1580	852	4718	809	0	2
Female	5765	1789	943	2762	268	3	0
Trans Female (MTF or Male to Female)	9	0	3	6	0	0	0
Trans Male (FTM or Female to Male)	8	0	2	6	0	0	0
Gender Non-Conforming (i.e. not exclusively male or female)	3	2	1	0	0	0	0
Client Doesn't Know/Client Refused	2	0	0	1	0	1	0
Data Not Collected	39	0	0	2	0	0	37
Subtotal	13787	3371	1801	7495	1077	4	39

Q11: Age

	Total	Without Children	With Children and Adults	With Only Children	Unknown Household Type
Under 5	1370	0	1354	13	3
5 - 12	1411	0	1408	3	0
13 - 17	500	0	472	28	0
18 - 24	1810	1384	424	0	2
25 - 34	2317	1540	781	0	1
35 - 44	1675	1338	374	0	8
45 - 54	2076	1885	188	0	3
55 - 61	1458	1442	15	0	1
62+	1077	1059	18	0	0
Client Doesn't Know/Client Refused	4	0	0	0	4
Data Not Collected	39	0	0	0	39
Total	13787	8648	5034	44	61

Q12a: Race

	Total	Without Children	With Children and Adults	With Only Children	Unknown Household Type
White	1010	906	103	1	0
Black or African American	12402	7504	4835	43	20
Asian	25	20	5	0	0
American Indian or Alaska Native	40	35	5	0	0
Native Hawaiian or Other Pacific Islander	34	27	7	0	0
Multiple Races	197	135	61	0	1
Client Doesn't Know/Client Refused	34	19	13	0	2
Data Not Collected	45	2	5	0	38
Total	13787	8648	5034	44	61

Q12b: Ethnicity

	Total	Without Children	With Children and Adults	With Only Children	Unknown Household Type
Non-Hispanic/Non-Latino	13432	8434	4933	44	21
Hispanic/Latino	291	199	91	0	1
Client Doesn't Know/Client Refused	17	11	5	0	1
Data Not Collected	47	4	5	0	38
Total	13787	8648	5034	44	61

Q13a1: Physical and Mental Health Conditions at Start

	Total Persons	Without Children	With Children and Adults	With Only Children	Unknown Household Type
Mental Health Problem	3669	3280	383	6	0
Alcohol Abuse	240	205	34	1	0
Drug Abuse	306	266	37	3	0
Both Alcohol and Drug Abuse	343	300	42	1	0
Chronic Health Condition	657	537	116	4	0
HIV/AIDS	67	63	4	0	0
Developmental Disability	527	362	165	0	0
Physical Disability	2721	2421	299	1	0

Q13b1: Physical and Mental Health Conditions at Exit

	Total Persons	Without Children	With Children and Adults	With Only Children	Unknown Household Type
Mental Health Problem	3559	3190	364	5	0
Alcohol Abuse	235	199	35	1	0
Drug Abuse	297	258	36	3	0
Both Alcohol and Drug Abuse	330	288	41	1	0
Chronic Health Condition	647	530	113	4	0
HIV/AIDS	64	60	4	0	0
Developmental Disability	502	346	156	0	0
Physical Disability	2596	2313	282	1	0

Q13c1: Physical and Mental Health Conditions for Stayers

	Total Persons	Without Children	With Children and Adults	With Only Children	Unknown Household Type
Mental Health Problem	175	141	33	1	0
Alcohol Abuse	8	8	0	0	0
Drug Abuse	17	14	2	1	0
Both Alcohol and Drug Abuse	11	10	1	0	0
Chronic Health Condition	42	35	7	0	0
HIV/AIDS	3	3	0	0	0
Developmental Disability	30	14	16	0	0
Physical Disability	184	148	36	0	0

Q14a: Domestic Violence History

	Total	Without Children	With Children and Adults	With Only Children	Unknown Household Type
Yes	1909	1266	638	4	1
No	8461	7357	1070	24	10
Client Doesn't Know/Client Refused	10	5	4	0	1
Data Not Collected	27	20	2	0	5
Total	10407	8648	1714	28	17

Q14b: Persons Fleeing Domestic Violence

	Total	Without Children	With Children and Adults	With Only Children	Unknown Household Type
Yes	677	351	326	0	0
No	1182	874	303	4	1
Client Doesn't Know/Client Refused	10	7	3	0	0
Data Not Collected	40	34	6	0	0
Total	1909	1266	638	4	1

Q15: Living Situation

	Total	Without Children	With Children and Adults	With Only Children	Unknown Household Type
Homeless Situations	0	0	0	0	0
Emergency shelter, including hotel or motel paid for with emergency shelter voucher	3801	3330	365	106	0
Transitional housing for homeless persons (including homeless youth)	103	95	8	0	0
Place not meant for habitation	2176	1942	225	2	7
Safe Haven	92	83	4	5	0
Interim Housing	8	3	5	0	0
Subtotal	6067	5442	607	11	7
Institutional Settings	0	0	0	0	0
Psychiatric hospital or other psychiatric facility	96	96	0	0	0
Substance abuse treatment facility or detox center	116	108	8	0	0
Hospital or other residential non-psychiatric medical facility	191	184	6	1	0
Jail, prison or juvenile detention facility	70	70	0	0	0
Foster care home or foster care group home	31	30	1	0	0
Long-term care facility or nursing home	26	26	0	0	0
Residential project or halfway house with no homeless criteria	9	9	0	0	0
Subtotal	539	523	15	1	0
Other Locations	0	0	0	0	0
Permanent housing (other than RRH) for formerly homeless persons	4	4	0	0	0
Owned by client, no ongoing housing subsidy	78	55	23	0	0
Owned by client, with ongoing housing subsidy	8	8	0	0	0
Rental by client, no ongoing housing subsidy	506	318	188	0	0
Rental by client, with VASH subsidy	13	13	0	0	0
Rental by client with GPD TIP subsidy	0	0	0	0	0
Rental by client, with other housing subsidy (including RRH)	171	112	59	0	0
Hotel or motel paid for without emergency shelter voucher	296	206	90	0	0
Staying or living in a friend's room, apartment or house	1061	831	228	2	0
Staying or living in a family member's room, apartment or house	1499	1087	397	14	1

	Total	Without Children	With Children and Adults	With Only Children	Unknown Household Type
Client Doesn't Know/Client Refused	9	6	2	0	1
Data Not Collected	43	32	3	0	8
Subtotal	3688	2672	990	16	10
Total	10407	8648	1612	130	17

Q20a: Type of Non-Cash Benefit Sources

	Benefit at Start	Benefit at Latest Annual Assessment for Stayers	Benefit at Exit for Leavers
Supplemental Nutritional Assistance Program	4611	5	4364
WIC	242	1	243
TANF Child Care Services	17	0	16
TANF Transportation Services	124	0	123
Other TANF-Funded Services	130	0	129
Other Source	58	0	55

Q21: Health Insurance

	At Start	At Annual Assessment for Stayers	At Exit for Leavers
Medicaid	9971	7	9361
Medicare	1293	1	1226
State Children's Health Insurance Program	42	0	40
VA Medical Services	165	0	163
Employer Provided Health Insurance	178	0	167
Health Insurance Through COBRA	28	0	28
Private Pay Health Insurance	84	0	79
State Health Insurance for Adults	567	0	534
Indian Health Services Program	40	0	39
Other	136	0	135
No Health Insurance	2512	3	2255
Client Doesn't Know/Client Refused	19	0	20
Data Not Collected	134	47	34
Number of Stayers Not Yet Required to Have an Annual Assessment	0	1007	0
1 Source of Health Insurance	9629	8	8966
More than 1 Source of Health Insurance	1120	0	1085

Q22a2: Length of Participation – ESG Projects

	Total	Leavers	Stayers
0 to 7 days	8442	8218	224
8 to 14 days	726	609	117
15 to 21 days	590	518	72
22 to 30 days	629	561	68
31 to 60 days	1185	988	197
61 to 90 days	1049	950	99
91 to 180 days	686	526	160
181 to 365 days	315	245	70
366 to 730 days (1-2 Yrs)	146	89	57
731 to 1,095 days (2-3 Yrs)	18	17	1
1,096 to 1,460 days (3-4 Yrs)	1	1	0
1,461 to 1,825 days (4-5 Yrs)	0	0	0
More than 1,825 days (> 5 Yrs)	0	0	0
Data Not Collected	0	0	0
Total	13787	12722	1065

Q22c: Length of Time between Project Start Date and Housing Move-in Date (post 10/1/2018)

	Total	Without Children	With Children and Adults	With Only Children	Unknown Household Type
7 days or less	25	1	24	0	0
8 to 14 days	5	0	5	0	0
15 to 21 days	7	0	7	0	0
22 to 30 days	10	1	65	0	0
31 to 60 days	50	12	114	0	0
61 to 180 days	53	9	308	0	0
181 to 365 days	7	3	4	0	0
366 to 730 days (1-2 Yrs)	0	0	0	0	0
Total (persons moved into housing)	163	15	148	0	0
Average length of time to housing	57.62	93.47	54.23	--	--
Persons who were exited without move-in	422	28	394	0	0
Total persons	585	54	916	0	0

Q22c: RRH Length of Time between Project Start Date and Housing Move-in Date (pre 10/1/2018)

	Total	Without Children	With Children and Adults	With Only Children	Unknown Household Type
--	-------	------------------	--------------------------	--------------------	------------------------

- no data -

Q22d: Length of Participation by Household Type

	Total	Without Children	With Children and Adults	With Only Children	Unknown Household Type
7 days or less	8408	6693	1729	11	9
8 to 14 days	704	467	251	7	1
15 to 21 days	560	279	292	17	2
22 to 30 days	588	255	372	2	0
31 to 60 days	1115	408	764	4	14
61 to 90 days	861	239	810	2	4
91 to 180 days	686	200	484	0	2
181 to 365 days	315	70	226	0	19
366 to 730 days (1-2 Yrs)	146	31	104	1	10
731 to 1,095 days (2-3 Yrs)	18	5	13	0	0
1,096 to 1,460 days (3-4 Yrs)	1	1	0	0	0
1,461 to 1,825 days (4-5 Yrs)	0	0	0	0	0
More than 1,825 days (> 5 Yrs)	0	0	0	0	0
Data Not Collected	0	0	0	0	0
Total	13402	8648	5034	44	61

Q23a: Exit Destination – More Than 90 Days

	Total	Without Children	With Children and Adults	With Only Children	Unknown Household Type
Permanent Destinations	0	0	0	0	0
Moved from one HOPWA funded project to HOPWA PH	0	0	0	0	0
Owned by client, no ongoing housing subsidy	0	0	0	0	0
Owned by client, with ongoing housing subsidy	0	0	0	0	0
Rental by client, no ongoing housing subsidy	36	6	30	0	0
Rental by client, with VASH housing subsidy	0	0	0	0	0
Rental by client, with GPD TIP housing subsidy	0	0	0	0	0
Rental by client, with other ongoing housing subsidy	116	6	110	0	0
Permanent housing (other than RRH) for formerly homeless persons	0	0	0	0	0
Staying or living with family, permanent tenure	3	0	3	0	0
Staying or living with friends, permanent tenure	2	2	0	0	0
Rental by client, with RRH or equivalent subsidy	0	0	0	0	0
Subtotal	157	14	143	0	0
Temporary Destinations	0	0	0	0	0
Emergency shelter, including hotel or motel paid for with emergency shelter voucher	3	1	2	0	0
Moved from one HOPWA funded project to HOPWA TH	0	0	0	0	0
Transitional housing for homeless persons (including homeless youth)	0	0	0	0	0
Staying or living with family, temporary tenure (e.g. room, apartment or house)	1	1	0	0	0
Staying or living with friends, temporary tenure (e.g. room, apartment or house)	0	0	0	0	0
Place not meant for habitation (e.g., a vehicle, an abandoned building, bus/train/subway station/airport or anywhere outside)	0	0	0	0	0
Safe Haven	0	0	0	0	0
Hotel or motel paid for without emergency shelter voucher	0	0	0	0	0
Subtotal	4	2	2	0	0
Institutional Settings	0	0	0	0	0
Foster care home or group foster care home	0	0	0	0	0
Psychiatric hospital or other psychiatric facility	0	0	0	0	0
Substance abuse treatment facility or detox center	0	0	0	0	0

	Total	Without Children	With Children and Adults	With Only Children	Unknown Household Type
Hospital or other residential non-psychiatric medical facility	0	0	0	0	0
Jail, prison, or juvenile detention facility	0	0	0	0	0
Long-term care facility or nursing home	0	0	0	0	0
Subtotal	0	0	0	0	0
Other Destinations	0	0	0	0	0
Residential project or halfway house with no homeless criteria	0	0	0	0	0
Deceased	1	1	0	0	0
Other	0	0	0	0	0
Client Doesn't Know/Client Refused	0	0	0	0	0
Data Not Collected (no exit interview completed)	0	0	0	0	0
Subtotal	1	1	0	0	0
Total	162	17	145	0	0
Total persons exiting to positive housing destinations	157	14	143	0	0
Total persons whose destinations excluded them from the calculation	1	1	0	0	0
Percentage	97.52 %	87.50 %	98.62 %	--	--

Q23b: Exit Destination – 90 Days or Less

	Total	Without Children	With Children and Adults	With Only Children	Unknown Household Type
Permanent Destinations	0	0	0	0	0
Moved from one HOPWA funded project to HOPWA PH	0	0	0	0	0
Owned by client, no ongoing housing subsidy	0	0	0	0	0
Owned by client, with ongoing housing subsidy	0	0	0	0	0
Rental by client, no ongoing housing subsidy	72	3	69	0	0
Rental by client, with VASH housing subsidy	0	0	0	0	0
Rental by client, with GPD TIP housing subsidy	0	0	0	0	0
Rental by client, with other ongoing housing subsidy	35	0	35	0	0
Permanent housing (other than RRH) for formerly homeless persons	0	0	0	0	0
Staying or living with family, permanent tenure	158	1	157	0	0
Staying or living with friends, permanent tenure	70	1	69	0	0
Rental by client, with RRH or equivalent subsidy	3	0	3	0	0
Subtotal	675	14	661	0	0
Temporary Destinations	0	0	0	0	0
Emergency shelter, including hotel or motel paid for with emergency shelter voucher	40	7	33	0	0
Moved from one HOPWA funded project to HOPWA TH	0	0	0	0	0
Transitional housing for homeless persons (including homeless youth)	0	0	0	0	0
Staying or living with family, temporary tenure (e.g. room, apartment or house)	106	10	96	0	0
Staying or living with friends, temporary tenure (e.g. room, apartment or house)	63	3	60	0	0
Place not meant for habitation (e.g., a vehicle, an abandoned building, bus/train/subway station/airport or anywhere outside)	1	1	0	0	0
Safe Haven	0	0	0	0	0
Hotel or motel paid for without emergency shelter voucher	11	2	9	0	0
Subtotal	173	21	152	0	0
Institutional Settings	0	0	0	0	0
Foster care home or group foster care home	0	0	0	0	0
Psychiatric hospital or other psychiatric facility	0	0	0	0	0
Substance abuse treatment facility or detox center	0	0	0	0	0

	Total	Without Children	With Children and Adults	With Only Children	Unknown Household Type
Hospital or other residential non-psychiatric medical facility	0	0	0	0	0
Jail, prison, or juvenile detention facility	0	0	0	0	0
Long-term care facility or nursing home	0	0	0	0	0
Subtotal	0	0	0	0	0
Other Destinations	0	0	0	0	0
Residential project or halfway house with no homeless criteria	0	0	0	0	0
Deceased	0	0	0	0	0
Other	1	1	0	0	0
Client Doesn't Know/Client Refused	0	0	0	0	0
Data Not Collected (no exit interview completed)	0	0	0	0	0
Subtotal	1	1	0	0	0
Total	897	38	859	0	0
Total persons exiting to positive housing destinations	338	5	333	0	0
Total persons whose destinations excluded them from the calculation	0	0	0	0	0
Percentage	37.68 %	13.16 %	38.77 %	--	--

Q23c: Exit Destination – All persons

	Total	Without Children	With Children and Adults	With Only Children	Unknown Household Type
Permanent Destinations	0	0	0	0	0
Moved from one HOPWA funded project to HOPWA PH	0	0	0	0	0
Owned by client, no ongoing housing subsidy	96	36	60	0	0
Owned by client, with ongoing housing subsidy	7	0	7	0	0
Rental by client, no ongoing housing subsidy	746	180	564	1	1
Rental by client, with VASH housing subsidy	27	9	18	0	0
Rental by client, with GPD TIP housing subsidy	0	0	0	0	0
Rental by client, with other ongoing housing subsidy	362	97	264	1	0
Permanent housing (other than RRH) for formerly homeless persons	64	24	37	0	3
Staying or living with family, permanent tenure	645	313	318	14	0
Staying or living with friends, permanent tenure	225	141	81	1	2
Rental by client, with RRH or equivalent subsidy	207	46	160	1	0
Subtotal	2716	855	1837	18	6
Temporary Destinations	0	0	0	0	0
Emergency shelter, including hotel or motel paid for with emergency shelter voucher	7712	6040	1662	8	2
Moved from one HOPWA funded project to HOPWA TH	0	0	0	0	0
Transitional housing for homeless persons (including homeless youth)	152	107	38	4	3
Staying or living with family, temporary tenure (e.g. room, apartment or house)	744	593	147	4	0
Staying or living with friends, temporary tenure (e.g. room, apartment or house)	389	352	36	1	0
Place not meant for habitation (e.g., a vehicle, an abandoned building, bus/train/subway station/airport or anywhere outside)	50	47	3	0	0
Safe Haven	3	3	0	0	0
Hotel or motel paid for without emergency shelter voucher	17	11	6	0	0
Subtotal	9019	7151	1846	17	5
Institutional Settings	0	0	0	0	0
Foster care home or group foster care home	9	9	0	0	0
Psychiatric hospital or other psychiatric facility	6	6	0	0	0
Substance abuse treatment facility or detox center	22	20	0	0	2

	Total	Without Children	With Children and Adults	With Only Children	Unknown Household Type
Hospital or other residential non-psychiatric medical facility	37	27	8	2	0
Jail, prison, or juvenile detention facility	20	11	8	1	0
Long-term care facility or nursing home	1	1	0	0	0
Subtotal	95	74	16	3	2
Other Destinations	0	0	0	0	0
Residential project or halfway house with no homeless criteria	4	4	0	0	0
Deceased	6	4	2	0	0
Other	54	16	38	0	0
Client Doesn't Know/Client Refused	2	0	2	0	0
Data Not Collected (no exit interview completed)	21	6	14	0	1
Subtotal	87	30	56	0	1
Total	11965	8112	3801	38	14
Total persons exiting to positive housing destinations	1585	653	908	18	6
Total persons whose destinations excluded them from the calculation	49	37	10	2	0
Percentage	13.30 %	8.09 %	23.95 %	50.00 %	42.86 %

Q24: Homelessness Prevention Housing Assessment at Exit

	Total	Without Children	With Children and Adults	With Only Children	Unknown Household Type
Able to maintain the housing they had at project start--Without a subsidy	492	106	386	0	0
Able to maintain the housing they had at project start--With the subsidy they had at project start	150	58	92	0	0
Able to maintain the housing they had at project start--With an on-going subsidy acquired since project start	0	0	0	0	0
Able to maintain the housing they had at project start--Only with financial assistance other than a subsidy	0	0	0	0	0
Moved to new housing unit--With on-going subsidy	16	1	15	0	0
Moved to new housing unit--Without an on-going subsidy	45	7	38	0	0
Moved in with family/friends on a temporary basis	0	0	0	0	0
Moved in with family/friends on a permanent basis	0	0	0	0	0
Moved to a transitional or temporary housing facility or program	0	0	0	0	0
Client became homeless – moving to a shelter or other place unfit for human habitation	0	0	0	0	0
Client went to jail/prison	0	0	0	0	0
Client died	0	0	0	0	0
Client doesn't know/Client refused	0	0	0	0	0
Data not collected (no exit interview completed)	78	16	62	0	0
Total	781	188	593	0	0

Q25a: Number of Veterans

	Total	Without Children	With Children and Adults	Unknown Household Type
Chronically Homeless Veteran	111	109	2	0
Non-Chronically Homeless Veteran	253	244	9	0
Not a Veteran	9877	8273	1595	9
Client Doesn't Know/Client Refused	0	0	0	0
Data Not Collected	19	11	2	6
Total	10260	8637	1608	15

CR-40 - Monitoring 91.220 and 91.230

Describe the standards and procedures used to monitor activities carried out in furtherance of the plan and used to ensure long-term compliance with requirements of the programs involved, including minority business outreach and the comprehensive planning requirements

The Housing & Revitalization Department (HRD) is the responsible agency for ensuring compliance with all regulatory and statutory requirements relative to Community Planning and Development awards for the City of Detroit. Subrecipient contracts and service-level agreements are executed with partner agencies to facilitate programmatic activities. The agreements detail assigned responsibilities and performance measures to establish accountability standards. A monitoring strategy is used to assess Subrecipient performance and program effectiveness. Also, more effective work standards and protocols were established to thwart and mitigate challenges that could impede successful program performance. To be more strategic in our efforts and maximize available resources, risk assessments are applied to draft monitoring plans. Risk analyses target attention to program activities and participants that represent the greatest risk and susceptibility to fraud, waste, and mismanagement. Once the level of risk is determined for each Subrecipient, the appropriate monitoring strategy is implemented to achieve the following objectives:

1. To determine if a subrecipient is carrying out its community development program, and its individual activities, as described in the application for assistance and the Subrecipient Agreement.
2. To determine if a Subrecipient is carrying out its activities in a timely manner, in accordance with the schedule included in the Agreement.
3. To determine if a Subrecipient is charging costs to the project that is eligible under applicable laws and regulations and reasonable in light of the services or products delivered.
4. To determine if a Subrecipient is conducting its activities with adequate control over program and financial performance, and in a way that minimizes opportunities for waste, mismanagement, fraud, and abuse.
5. To assess if the Subrecipient has a continuing capacity to carry out the approved project, as well as future grants for which it may apply.
6. To identify potential problem areas and to assist the Subrecipient in complying with applicable laws and regulations.
7. To assist Subrecipient's in resolving compliance problems through discussion, negotiation, and the provision of technical assistance and training.
8. To provide adequate follow-up measures to ensure that performance and compliance deficiencies are corrected by Subrecipient's, and not repeated.
9. To ensure that required records are maintained to demonstrate compliance with applicable regulations.

HRD's monitoring plan involves a collaborative approach of programmatic and financial monitoring. HRD's program staff is responsible for monitoring the programmatic efforts of our Subrecipient's and service partners. Each project is assigned a dedicated program manager to

complete an initial assessment of each contract award and facilitate programmatic monitoring of all Subrecipient activities as defined in the executed agreement. The City of Detroit's Office of Chief Financial Officer (OCFO) is assigned to conduct financial monitoring of covered activities. As the project advances, each organization is further evaluated for performance and effectiveness. This information is considered when determining future awards, as well. Below are more specific monitoring processes for HRD programs and activities.

COMMUNITY DEVELOPMENT BLOCK GRANT

Scheduled Program Monitoring: Once a sub-recipient has been identified for an on-site program monitoring, a monitoring date is established with the subgrantee (Subrecipient). A formal written letter is forwarded to the organization at least two (2) weeks prior to the scheduled visit (where possible), confirming the meeting date, purpose, as well as advising of specific documents, processes and areas subject to review. During this visit, staff will verify that the programs outlined in the contract scope are being carried out as described in the agreement, as well as review documentation, conduct interviews with staff, and complete site inspections. The HRD staff conducting the program monitoring shall inform the Subrecipient of any program findings and/or concerns within thirty (30) days after the conclusion of the monitoring visit.

Unscheduled/Scheduled Program Site Visit(s):

Unscheduled Site Visit: Staff performing an unscheduled site visit shall consult the Subrecipient's agreement to confirm the location and operating hours of the program. During this visit, staff will verify that the programs outlined in the Subrecipient scope are being carried out as described in the Subrecipient agreement. Program staff will review client and staff sign in sheets and confirm the program is operating within the Subrecipient's scope and budget.

Scheduled Site Visit: Staff performing a scheduled site visit shall arrange a mutual date and time, by letter, with the Subrecipient at their program location. An entrance letter shall be sent by the project manager at least two weeks prior to the site visit outlining the documents and issues, and areas that will be reviewed.

Desk Monitoring: Desk Monitoring is performed on each contract award to ensure the standards and requirements are met according to the Subrecipient agreement, department policy, and regulatory requirements. Assigned program managers complete a Desk Monitoring Review Checklist that includes reviews of support and reimbursement documentation, as well as Subrecipient polices outlined in the Subrecipient agreement. Feedback regarding Subrecipient operations are communicated through deficiency letters and other documentation, as needed.

Asset Management: Monitoring of each outstanding CDBG loan is completed by the Asset Manager. A comprehensive review of each CDBG Loan is completed once per fiscal year. Monitoring includes the identification of each commercial real estate project financed with

CDBG funds. The Asset Manager confirms if the loan is secured with a mortgage and assignment of leases and rents on the project financed with CDBG funds. Performance of the subject property is measured by upon review of audited or unaudited financials, certified rent rolls or lease agreements, and a site visit. The terms of an existing CDBG Loan can be modified upon agreement between the City of Detroit and the current borrower. If financed with funds from CDBG's Section 108 program, the City of Detroit will notify HUD of any modifications that are being considered.

PUBLIC FACILITY REHABILITATION PROGRAM

The Public Facility Rehabilitation program is a construction based grant program. Subrecipients receive CDBG funds for rehabilitation costs of public facilities that have CDBG-eligible public services activities. After an award is granted, the HRD staff monitors the award as follows:

1. Requiring the subrecipient to submit a final inspection that is certified by a licensed architect or engineer
2. Requiring ongoing public service activities within facility for 5-years
3. Filing a lien encumbering the facility
4. Conducting periodic on-site visits to ensure progress on a project and adherence to the award contract

EMERGENCY SOLUTIONS GRANT

The Housing & Revitalization Department (HRD) is the City of Detroit department responsible for ensuring compliance with all regulatory and statutory requirements relative to ESG and CDBG Homeless Public Service funding. Therefore, it is incumbent upon the HRD staff to ensure Emergency Solutions Grant funds or those specifically delineated as match are spent on time and in compliance with all regulatory, statutory, and mandates outlined in the subrecipient agreements. Housing and Revitalization staff also ensure adherence to the Continuum of Care's written standards and City of Detroit Policies and Procedures.

Programmatic monitoring is an essential part of ensuring the effectiveness of programs funded to meet the basic needs of those at risk of or experiencing homelessness and ensuring the policies and procedures outlined by the City of Detroit are being adhered to. HRD has developed the following policy and procedures to ensure that subrecipient monitoring is an effective ongoing process.

The risk assessment tool (Appendix A, attached) is a comprehensive tool that reviews the past programmatic and financial performance of subrecipients. Completed risk assessments target attention to program activities and participants that represent the greatest risk of poor

programmatic performance and/or susceptibility to fraud, waste, and mismanagement. Once the level of risk is determined for each subrecipient, the appropriate monitoring level is determined. The risk assessment is shared with financial auditing staff in the Office of the Controller, and their monitoring documents are integrated into the risk assessment score. To ensure compliance, all subrecipients will receive annual risk assessments prior to any program expenditure. In addition, programs scoring for “high” risk will have annual programmatic site monitoring. Those who receive “medium” will receive, at minimum, quarterly desk audits and a bi-annual site visit and a “low” score will, at minimum, receive a bi-annual site visit. The City of Detroit may elect, at any time, to complete chart reviews to assess the quality of services offered to program participants or address regulatory concerns.

The City of Detroit will issue a formal finding letter within 60 days following any desk or site monitoring. Any areas of concern will require a corrective action plan from the subrecipient. Failure to submit an acceptable plan of correction within the timeline outlined in the finding letter can result in additional action ranging from placing a hold on reimbursement requests to reallocation of funds awarded to the organization. These decisions will be made in concert with the Office of the Controller’s monitoring staff and will be based on the seriousness of the original findings and the responsiveness of the subrecipient.

Programmatic monitoring for homeless service organizations encompasses the following:

- Review of Policies and Procedures that outline client service provision
- File review of randomly selected client files, including review and comparison of information provided in the HMIS record with paper files
- For site-based projects, a physical inspection of the facility
- Staff Interviews

FINANCIAL MONITORING

The Office of Controller Compliance Division is obligated by federal regulations to conduct financial monitoring of all Subrecipients receiving grant funding in accordance with federal, state and local government requirements. The purpose is ensure Subrecipients comply with applicable federal, state and local standards and contract specifications.

The monitoring process consists of the following key phases: Risk Assessment, Monitoring and Corrective Action Management. The Risk Assessment determines whether the Subrecipient will receive desk or on-site monitoring. During both reviews, a request is made for specific current documentation which includes, but is not limited to: Financial Statements; Certificates of Insurance; Accounting policies and procedures, including internal controls; Organizational documents; Payroll items; Bank Reconciliations and if applicable, Program Income, Indirect Costs and Davis-Bacon information.

Through the key phases of the financial monitoring, the audit staff ensures regulatory compliance and monitors for the potential of fraud, waste, mismanagement, and/or other opportunities for potential abuse. As part of the year-end audit requirements, Subrecipients are required to submit fiscal reports. Non-profit organizations expending more than \$750,000 in federal funds are required to submit a copy of their Single Audit to adhere to the OMB A-133 Audit requirements. The Single Audit serves as an additional monitoring tool used to evaluate the fiscal accountability of Subrecipients and is required to be submitted whether or not there were findings. If the Single Audit is not applicable the Subrecipient must ensure that Audited Financial Statements and/or IRS FORM 990 are submitted.

The audit staff also works with Subrecipients to provide guidance in correcting deficiencies identified through discussion and/or technical assistance.

HOPWA

The Detroit Health Department monitors the HOPWA contract and Southeastern Michigan Health Association (SEMHA) staff administer the HOPWA program and assures program quality management with fiscal and program monitoring. Staff complete and monitor all leases of HOPWA assisted units to ensure compliance, and conforms to the Housing Quality Standards (HQS) procedures for properties funded through HOPWA. Recertification occurs once per year on client's anniversary date, with staff monitoring households 3 times per year based on individualized housing plans.

HOME

The Program Administrator (PA) for the HOME Investor Compliance Monitoring implements required guidelines and procedures to monitor, review and perform scheduled on-site inspections of HOME-assisted rental housing to determine compliance with household housing costs, household income guidelines, and Section 8 Housing Quality Standards (HQS), and procedures to comply with post-rehabilitation lead-based paint activities for rental properties rehabilitated using HOME funds. The PA schedules a compliance monitoring, necessary to complete compliance monitoring requirements on all HOME-assisted units. The PA submits a HOME Compliance Monitoring schedule to HRD management for review and approval. Staff will conduct a site inspection of rental units for HQS compliance and compliance with HUD's Lead-Based Paint Regulations for projects rehabilitated using HOME funds. HRD staff reviews the HQS report and notify owners of compliance or non-compliance. Review all leases of HOME-assisted units to ensure leases are in compliance with the Affordable Housing Restriction document executed at loan closing.

The Asset Manager (AM) conducts regular monitoring of each outstanding loan through the HOME Investment Partnership Program. A comprehensive review of each HOME Loan is completed once per fiscal year. Monitoring includes the identification and review of each commercial real estate project secured as collateral for each HOME loan. The majority of the

HOME Loans are secured by a mortgage and assignment of leases and rents on the real estate that was financed with funds through the HOME Investment Partnership Program. Performance of the subject property (used to secure the HOME Loan) is measured by upon review of audited or unaudited financials, certified rent rolls, and a site visit. The terms of an existing HOME Loan can be modified upon agreement between the City of Detroit and the current HOME Loan borrower. A comprehensive write-up is completed for each modification and satisfies the annual review requirement. Additionally, the Asset Manager maintains weekly communication with a third-party consultant to make sure borrower is compliant with the HOME Loan program. The consultant's scope of work includes review of property inspection results, tenant income verification and other compliance items.



PROJECT LEAN

Continued Effort

Three Year Implementation Plan Begins in 2019

2020 Grant Year

1. Agencies generate outcomes
2. Action Plan to improve organizational performance

2021 Grant Year

1. Agencies generate outcomes
2. Action Plan to improve performance
3. Failure to meet benchmarks will reduce grant application score, and may reduce funding

2022 Grant Year

1. Agencies generate outcomes
2. City evaluates agencies on performance
3. Excellent or poor performance will significantly impact funding

Performance Measures	2018 Baseline	Source of Baseline Data	Performance Benchmark
Street Outreach			
Percent of clients that meet the definition of unsheltered homelessness	100% per HUD regulatory requirements	N/A	100%
Percent of clients who complete all CAM required assessments	N/A- Will be determined in the 2019 calendar year	N/A	N/A
Percent of clients who exit to any sheltered destination (excluding jail/prison, hospital, or residential project/halfway house)	64%	CoC APR for all Outreach Programs	70%
Navigation			
Percent of clients that meet the definition of unsheltered homelessness	100% per HUD regulatory requirements	N/A	100%
Percent of clients who become "document ready"	N/A- Will be determined in the 2019 calendar year	N/A	N/A
Percent of clients who exit to a permanent housing destination	N/A- First time the City is funding Navigation, therefore a benchmark will be established in the following year	N/A	N/A
Emergency Shelter			
Shelter utilization rate according to data reported on CoC APR	N/A- Performance expectation outlined in the City of Detroit Policy and Procedures Manual	N/A	90%
Percentage of exits to a permanent housing destination	Family: 66%	CoC APR for all Family Shelters	70%
	Singles: 15%	CoC APR for all Single Shelters	Singles: 18%
	Youth: 42%	CoC APR for all Youth Shelters	Youth: 45%
Percentage of client charts that demonstrate a housing plan within 14 days of entry	N/A- Benchmark will be established in the 2019 calendar year	N/A	N/A
Warming Center			
Shelter utilization rate according to data reported on CoC APR	N/A- Performance expectation outlined in the City of Detroit Policy and Procedures Manual	N/A	90%
Percentage of exits to a permanent housing destination	11%	CoC APR for all Warming Centers	13%
Percentage of client charts that demonstrate a housing plan within 14 days of entry	N/A- Benchmark will be established in the 2019 calendar year	N/A	N/A
Rapid Re-Housing			
Average length of time to move clients into housing from program entry	83 days	CoC APR for all Rapid-Rehousing programs	75 days
Percent of clients that receive case management services at least every 30 days	N/A- Benchmark will be established in the 2019 calendar year	N/A	N/A
Percent of clients that receive home visits at least once every 90 days	N/A- Benchmark will be established in the 2019 calendar year	N/A	N/A
Percent of clients who exit to a permanent housing destination	94%	CoC APR for all Rapid-Rehousing programs	94%
Percent of clients who exit within 180 days of program entry	59%	CoC APR for all Rapid-Rehousing programs	65%
Prevention			
Percent of clients in the program for three months or less	79%	CoC APR for all Prevention programs	85%
Percent of clients who exit to a permanent housing destination	99%	CoC APR for all Prevention programs	99%
Percent of clients that remain housed within one year of program exit	N/A- Benchmark will be established in the 2019 calendar year	N/A	N/A

atured Jim-
Williams.
In Time,"
included
Jane Sey-
Plummer.
ame have
el's history
Musser
family is
Woodfill,
Hotel in
sser III's

r became
purchas-
n in 1989,
dent.
s now in-
urse, ten-
door ac-
premise
space.
r family
e world's
its 1887
oor had
roof was
e dorm-

winters,
sforma-
al look,
he was
wo-bed-
ne with

vents is
a Lead-
eld lat-
resident
a key-

is the
mber's
ce. The
drawn
busi-
s-and-
years.
it and
in a
d the
after

ts in-
e our
Both
team
s the
ence



The Detroit News

Among the Grand Hotel's signature events is the Mackinac Republican Leadership Conference.

**CITY OF DETROIT
HOUSING AND REVITALIZATION DEPARTMENT
MICHAEL E. DUGGAN, MAYOR
DONALD RENCHER, DIRECTOR**

**NOTICE OF AVAILABILITY AND PUBLIC HEARING ON THE DRAFT
2018-2019 CONSOLIDATED ANNUAL PERFORMANCE AND
EVALUATION REPORT (CAPER)**

The CAPER describes the expenditures for projects implemented or completed between July 1, 2018 and June 30, 2019 for the Community Development Block Grant (CDBG), HOME Investment Partnerships (HOME), Emergency Solutions Grants (ESG), and Housing Opportunities for Persons With AIDS (HOPWA) programs. The report also discusses housing and community development goal and objective attainment as outlined in the Consolidated Plan strategy and Action Plans. The CAPER is submitted to HUD annually.

The Housing and Revitalization Department will hold a public hearing to receive comments on the Draft 2018-2019 Consolidated Annual Performance and Evaluation Report (CAPER). The CAPER public hearing will be held on Tuesday, September 24, 2019, in the offices of the Housing and Revitalization Department from 3:00 pm to 6:00 pm at the address shown below. During the public hearing, the CAPER will be described and citizens will be given the opportunity to comment on the report and the City's performance in carrying out the Consolidated Plan goals.

The Draft CAPER will be available for public review in the offices of the City of Detroit Housing and Revitalization Department from September 10 - September 26, 2019 from 9:30 am to 4:00 pm, Monday thru Friday (see address below).

**Housing and Revitalization Department
Grants Management Section
W. T. Duncan
2 Woodward Avenue, Suite 908
Detroit, Michigan 48226
Telephone: (313) 224-6380
HRDPublicComments@detroitmi.gov**

Citizens are invited to comment on the Draft CAPER anytime during the review period--in person, email, by phone, or at the public hearing. Citizen comments will be summarized and included in the CAPER.

Notice of Non-Discrimination:

The City of Detroit does not discriminate on the basis of race, color, creed, national origin, age, handicap, sex or sexual orientation. Complaints may be filed with the City of Detroit, Civil Rights, Inclusion & Opportunity Department, 1240 Coleman A. Young Municipal Center, Detroit, Michigan 48226.

City of Detroit
Housing and Revitalization Department

**2018 (Draft) Consolidated Annual Performance & Evaluation Report
(CAPER) and
Neighborhood Revitalization Strategy Area (NRSA) Reporting
Public Hearing**

Tuesday, September 24, 2019
3:00PM – 6:00PM
2 Woodward Ave., Suite 908
CAYMC Building
Detroit, MI 48226

AGENDA

Introduction

- City Participants
- Purpose of Hearing
- Handouts
- Hearing Procedures

Presentation: 2018-2019 CAPER Process & Schedule

- CAPER Process
- NRSA Report
- Proposal Status

Citizens Comments (2-minutes per person)


Conclusion




City of Detroit Housing & Revitalization Department
2018-2019 Draft Consolidated Annual Performance & Evaluation Report (CAPER) and Neighborhood Revitalization Strategy Area (NRSA)
Public Hearing
September 24, 2019
3:00 PM-6:00 PM


NAME	COMPLETE ORGANIZATION NAME	ADDRESS (INCLUDE ZIP CODE)	TELEPHONE	E-MAIL
1. Xena Parrish	For My People	19200 Westphalia 48205	email me!	MS_Monae@yahoo.com
2. AMI COLEMAN	CURBIN STREET BLACK CLUB	12794 CURBIN ST 48217		ACOLEMAN@gmail.com
3.				
4.				
5.				

CAPER PICS:









26



